

Component 1 Photography

Standard Mark – 30

	A01	A02	A03	A04	Total
Mark	8	8	7	7	30
Level	3	3	3	3	
	Mostly emerging competent ability	Mostly emerging competent ability	Just emerging competent ability	Just emerging competent ability	

Keyword descriptors from the taxonomy:

Reflective
 Growing control
 Broadening


Examiner comments:

- The development of ideas is adequate and safe throughout and reflects a growing understanding of contextual sources.
- Ideas are refined through the exploration of a range of experimental photographic and collaging techniques.
- There is an emerging competent ability to record observations and insights through analogue and digital photography.
- Annotation is informative at times, supporting the overall development of ideas.
- The candidate has realised their intentions through a broadening personal response.




INSPIRATION

- Photographs her friends
- Captures the vibrant teenage youth subcultures
- Wants to extend reality in her work
- Shares issues that teenagers face




Megan Doherty




Tom Hussey

- Tom Hussey's photographs show elderly people looking proudly at their younger self.
- Landscape
- Indoors
- 2-3 subjects
- FFF - the style of his pictures are him portraying his subjects reflecting on their past.



Frank Machalowski

- Message - movement through time
- Only uses film cameras
- Layering
- Long exposure
- FFF - Documenters busy landmarks to show present French.



Owen Harvey



- Enjoys exploring human connections
- Uses humanistic photographs
- She captures beauty trend and captures present life, family, gatherings, religion and ceremonies.

Owen Harvey is interested in the idea of identity and how circumstances during our youth can affect it. Owen Harvey looks at different urban areas.

FFF: Owen Harvey's work relates to the present as he captures trends that the present generation do.



Johan Clang

- Message - movement through time
- Uses digital camera
- Hand manipulation
- FFF - this photographer also uses landmarks to portray present time as well

ANALYSIS

John Clang

I like how John Clang edits his pictures as he takes several pictures and layers them on top each other. He has bright lighting in all his work which draws attention to all the details. John Clang has probably used these colours to emphasise different view points that people have.

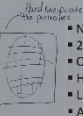

He did a project on recording different locations, to show the spirit of time in a montage shot. Johan Clang has done this as he has always been interested in seeing if different people's behaviours in urban areas and how everything has changed over time.

Most of John Clang pictures are hand manipulated then captured again this unique idea would help me show my message of different culture's, society and time.

IN THE STYLE OF JOHAN CLANG

Shoot plan


- Natural lighting
- 2-3 subjects
- Outside
- Hand manipulation
- Landscape
- Auto focus

EDITING



I hand manipulated my work, I printed out a picture of each of the subjects and rearranged the three face like Johan Clang did.

The thing I liked about this shoot was that it was a different way that I have edited my work maybe next time I would like to use landscape pictures to portray time.



ANALYSIS

Frank Machalowski

All Frank Machalowski pictures are in black and white, he uses long exposure to show present and past time in his work.

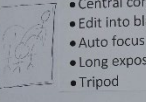

the reason why I like his work is because he is using the historical architecture in his country to symbolise the past time!

in the picture on the right hand side the German photographer, tried to remake a picture of people in war.

IN THE STYLE OF FRANK MACHALOWSKI

Plan


- Natural lightning
- Central compassion
- Edit into black and white
- Auto focus
- Long exposure
- Tripod

I used the photo app on my device and I put a black and white filter on it just like Frank did. I used the filter mono to get the perfect tone to portray past.

The thing I like about this shoot was that the lighting was perfect, the long exposure was just about right for the shoot as I was trying to show present time and this shoot definitely helped me with this.

EDIT



A SHOOT TO SHOW FASHION AND SCENE


Plan:

- Female subject
- Natural lighting
- Manual focus
- Brick wall

> Central composition
> Shutter speed 1/100

I did a shoot of a female subject to show fashion and scene of the present youth.

> Near line use an optical axis
> The pictures were focused well




The rapid aperture at 1/100 used looked composition

EXPERIMENTING WITH ISO

ISO is a level of sensitivity of your camera to available light.

ISO is one of the 3 Essentials in photography, along with aperture and shutter speed. All 3 work together.

I took a photo of female subject and kept the shutter speed at 1/400 and the aperture at F29 to compare the sensitivity of ISO.



This shows that in the shoot, I used ISO of 1600 was the best.


FASHION AND SCENES

Plan:

- 1-2 Female subject
- Natural lightning
- Graffiti Wall
- Land scape

I did a shoot of 2 female subject to show fashion and scene of the present youth.


shooting days or another picture



Maybe when done I could change the composition some or use selected pictures

I edited my picture on Pixelmator and I selected the pictures into section and layered it on top of the flower picture to show the present youth trends.

> Maybe have more focus on background and foreground detail




shooting days or another picture

I edited into white


I selected and edited the foreground pictures or in the background

FASHION AND SCENES


- ❖ Female subject
- ❖ Edit into flowers
- ❖ Natural lightning
- ❖ Manuel focus
- ❖ Close up of flowers



EDIT



I edited my picture on Pixelmator and I selected the pictures into section and layered it on top of the flower picture to portray the present youth trends.



CONTEXT : PRESENT YOUTH

For future shot ideas I would like to take many more shoots of the youth in different urban&rural areas.

I have chosen the message because I wanted to capture pictures of the youth, to make more of an awareness of the generation trends.

In my work I have portrayed young people's, which are wearing clothes that fit into the present trends.

Danielle Levitt has influenced me to show this message in my work. Instead, her message was doing force behind the present youth's Orientalist movement.

My work is related to the present, as I portray; present youth and scenes.

PLANNING MY FINAL PIECE

I am portraying fashion of the present youth!

I have looked at Danielle Levitt. I think that she shows my ideas of fashion and scenes well, because most of her pictures are of the youth. I am going to continue photography fashion and scenes.

Check list:


- Female/male
- Inspiration from Pinterest
- Brush strokes to reflect on fashion magazines.
- Shoot of subjects in different scene.

SHOOT'S TO EXPERIMENT WITH PRESENT FASHION YOUTH

Plan:

- Female subject
- Landscape
- Rule of thirds & central composition


Showing youth: Fashion and contemporary football



Plan:

- Female subject
- Landscape
- Natural lighting
- Central composition
- Frame in a frame
- Contrasting colours


Showing youth: Playful bright colours



Plan:

- Portrait
- Female subject
- Natural lighting
- Rule of thirds & central composition


Showing youth: Light colours add more playful colours when I edit



Plan:


- Female subject
- Rule of thirds
- Natural lighting
- Contrasting colours of below

Showing youth: White (innocent)



EDIT TO SHOW YOUTH AND FASHION

- This style of editing is very current
- This style is being used by famous brands in fashion magazines and social media
- The editing is quite eye catching and playful from the use of colours and layers
- I like the colour schemes, which is emphasised through the brush strokes
- I can use this idea to show fashion to make my images current and to bring youthful colours into my work.



Shoot's to experiment with present fashion & youth

Plan:

- Central composition
- Female subject
- Natural lighting
- Outside setting

Plan:

- 2 subjects
- Female
- Trend
- Present youth
- Rule of thirds
- Natural lightning

Plan:

- Portrait
- Female subject
- Indoor building
- Natural lighting
- Central composition

