Component 1 Fine Art
Standard Mark - 34

	AO1	AO2	AO3	AO4	TOTAL
Mark	9	9	9	7	34
Level	3	3	3	3	
	Fully emerging competent ability	Fully emerging competent ability	Fully emerging competent ability	Just emerging competent ability	

Keyword descriptors from the taxonomy:

Predictable
Growing control
Broadening
Endeavour
Safe

Examiner comments:

- There is evidence of painting, drawing, printed and collaged studies.
- This is emerging competent work with appropriate development of ideas.
- The candidate demonstrates evidence of a broadening control when selecting and experimenting with materials, techniques and processes.
- Most of the annotation is purposeful and meaningful.
- The candidate shows evidence of drawing throughout, supported by their own photography, which has been a fundamental part of the processes they have engaged within.
- The candidate's knowledge, understanding and skills are generally safe and adequate, especially in the development of ideas presented within their sketchbooks.
- The candidate has produced an outcome showing that they have used the experimentation within their sketchbooks to support the outcome that has been produced.

Final outcome

Standard Mark - 34

Pearson



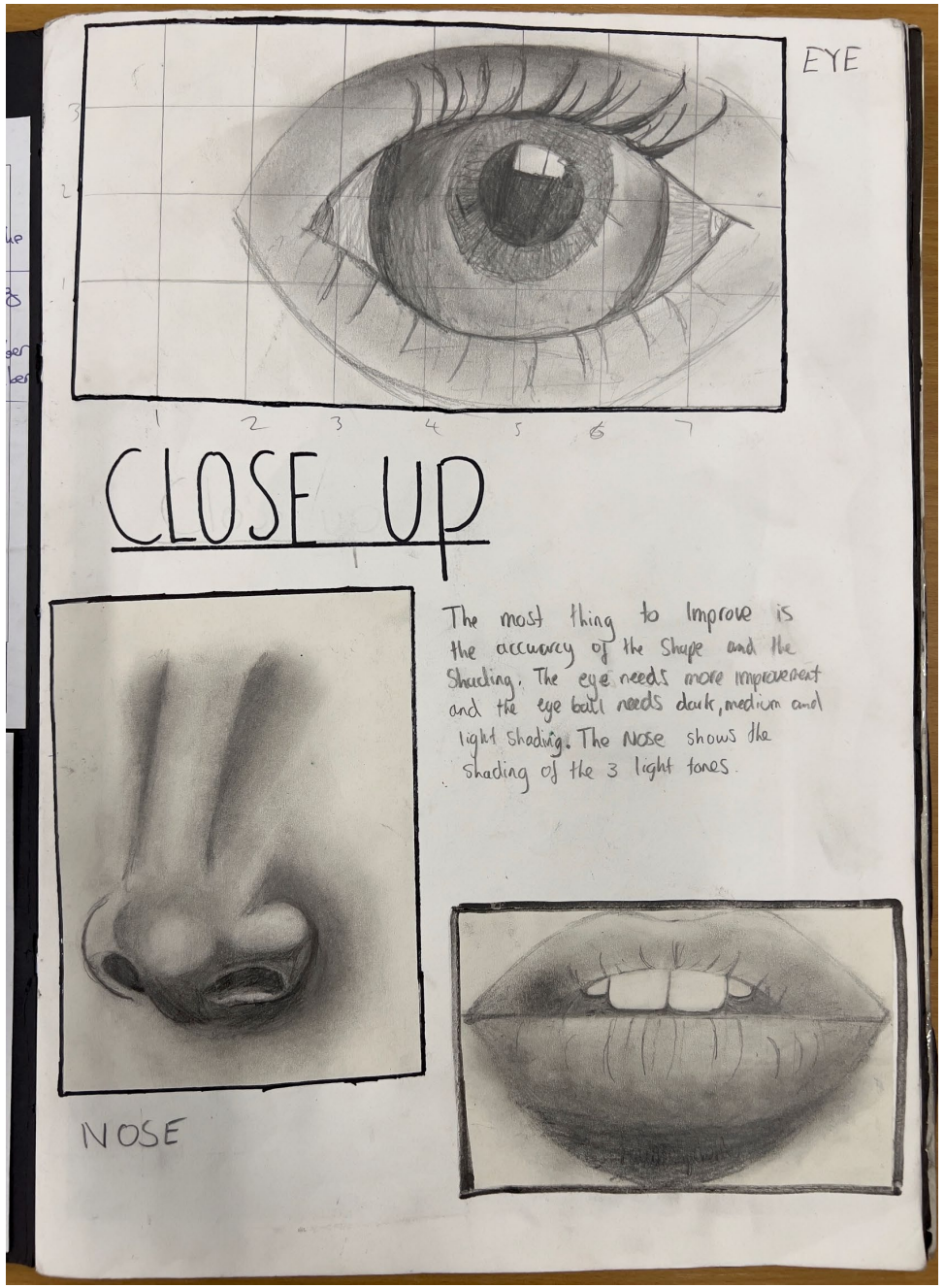

Pearson

Standard Mark - 34

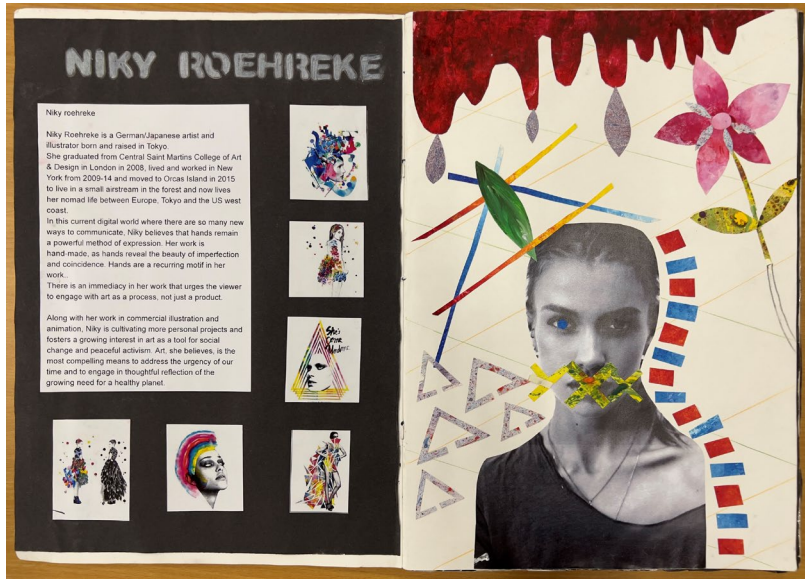
NIKY ROEHREKE
Niky roehreke
Niky Roehreke is a German/Japanese artist and illustrator born and raised in Tokyo.
She graduated from Central Saint Martins College of Art & Design in London in 2008, lived and worked in New York from 2009-14 and moved to Orcas Island in 2015 to live in a small airstream in the forest and now lives her nomad life between Europe, Tokyo and the US west coast.
In this current digital world where there are so many new ways to communicate, Niky believes that hands remain a powerful method of expression. Her work is hand-made, as hands reveal the beauty of imperfection and coincidence. Hands are a recurring motif in her work..
There is an immediacy in her work that urges the viewer to engage with art as a process, not just a product.
Along with her work in commercial illustration and animation, Niky is cultivating more personal projects and fosters a growing interest in art as a tool for social change and peaceful activism. Art, she believes, is the most compelling means to address the urgency of our time and to engage in thoughtful reflection of the growing need for a healthy planet.

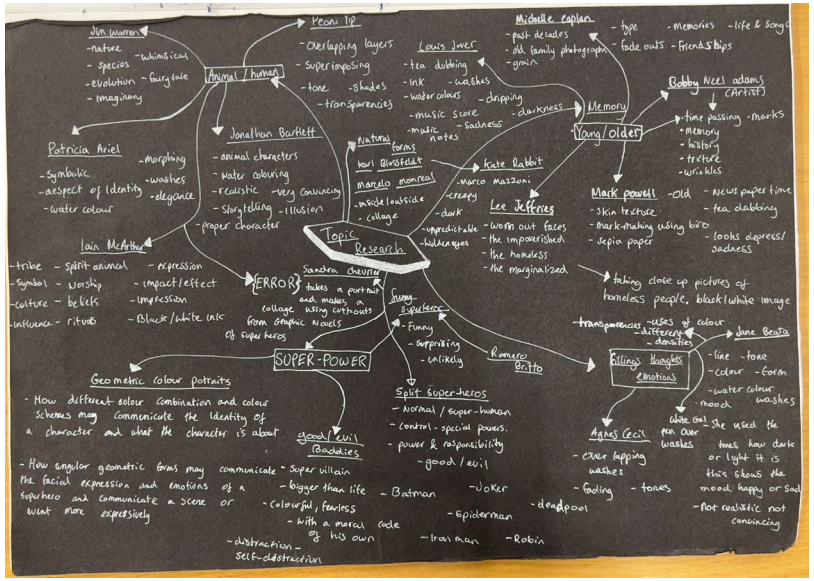
Topic Research
Animal / human
Memory
Young / older
Topic Research
SUPER-POWER
Geometric colour potraits
Split Superheros
Jim Warren
Peoni Tip
Louis Jover
Michelle Caplan
Bobby Neel adams (Artist)
Patricia Ariel
Jonathan Bartlett
Natural forms
Karl Blossfeldt
Marcelo Monreal
Kate Rabbit
Lee Jeffries
Mark powell
Lain McArthur
Sandra Chevrier
Funny superheros
Romero Britto
Jane Beata
Agnes Cecil
Filling thoughts emotions
Good / evil Baddies

BOOM!
POW!
POW!
RED SKULL
BRAND NEW DAY
AMAZING SPIDER-MAN


Mark - Making




Salvador DaLi

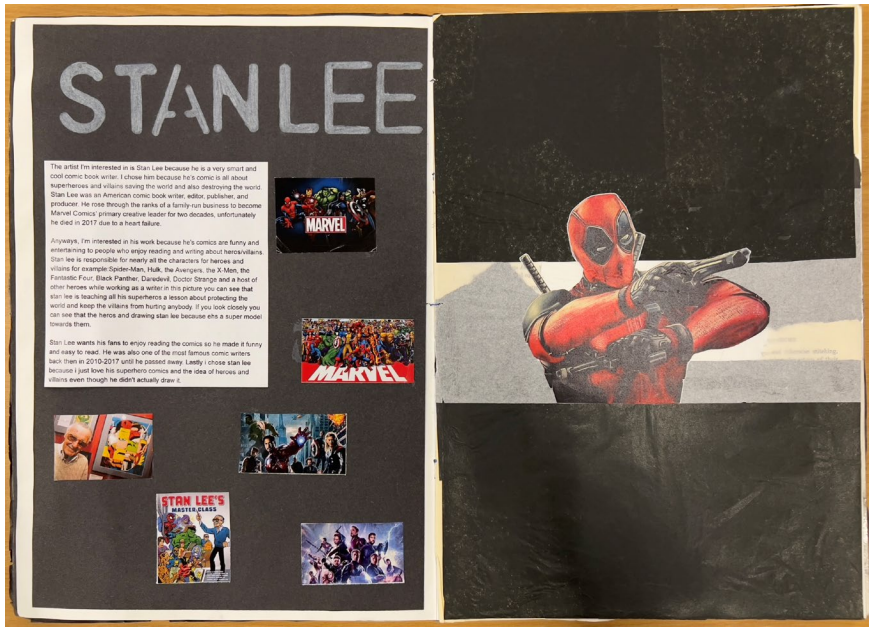
STAN LEE
MARVEL
MARVEL
STAN LEE'S
MASTER CLASS


PICK OF THE WEEK
marathon' Irresis
Salted Carame

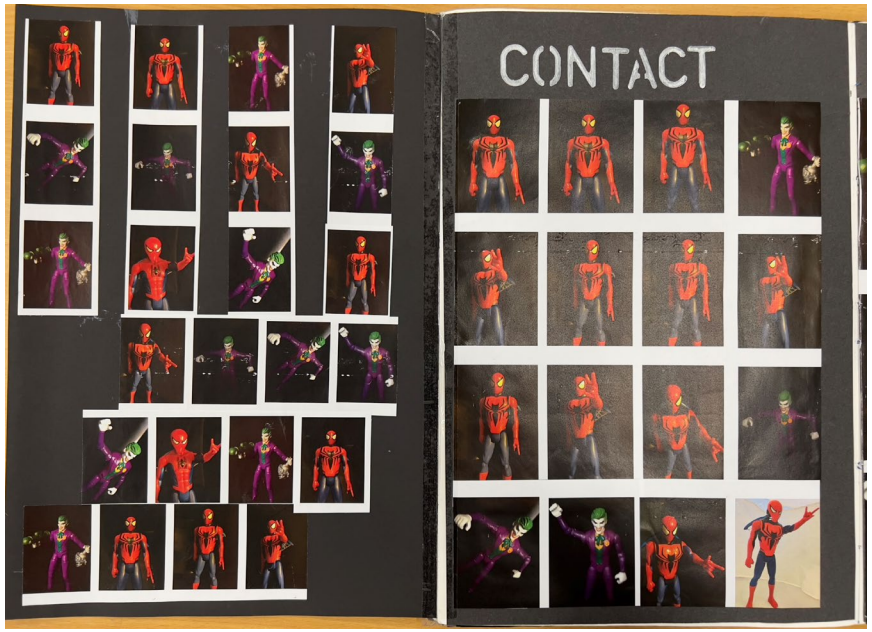
CONTACT


CONTACT
WALLET



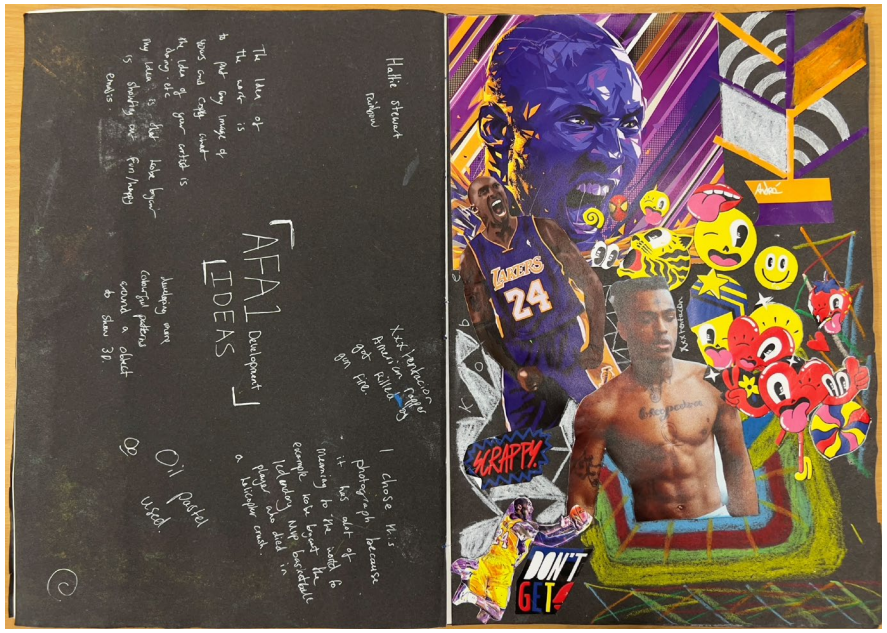
AFA1 Development IDEAS
SCRAPPY
DON'T GET

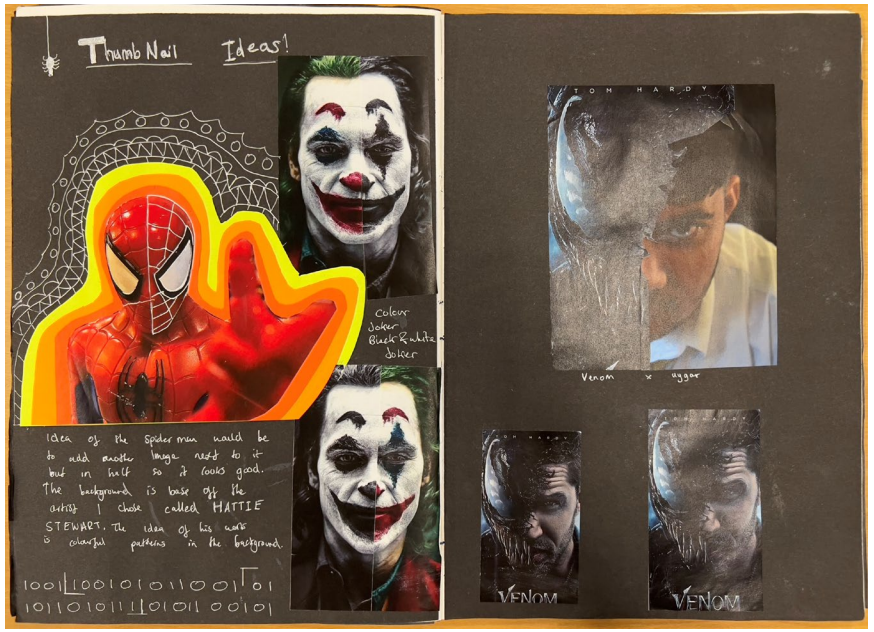
Thumb Nail Ideas!
Colour Joker Black & white Joker
Idea of the spider-man would be to add another image next to it but in half so it looks good. The background is base off the artist I chose called HATTIE STEWART. The idea of his work is colourful patterns in the background.
TOM HARDY
Venom x uggar
VENOM
VENOM




WHERE THERE
LIST
ON-THE-GO
SMOKE...

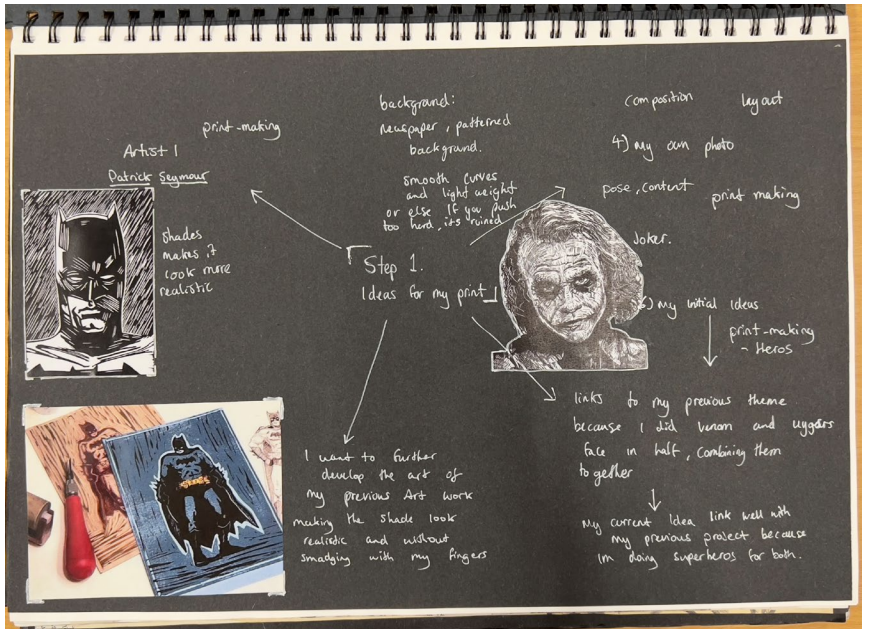
print-making
Artist 1
Patrick Seymour
shades makes it look more realistic
background:
newspaper, patterned background.
smooth curves and light weight or else if you push too hard, it's ruined
Step 1.
Ideas for my print
I want to further develop the art of my previous Art work making the shade look realistic and without smudging with my fingers
composition
layout
4) my own photo
pose, contrast
print making
Joker.
3) my initial ideas
print-making - Heros
links to my previous theme because I did Venom and uggars face in half, combining them together
My current idea link well with my previous project because Im doing superheros for both.





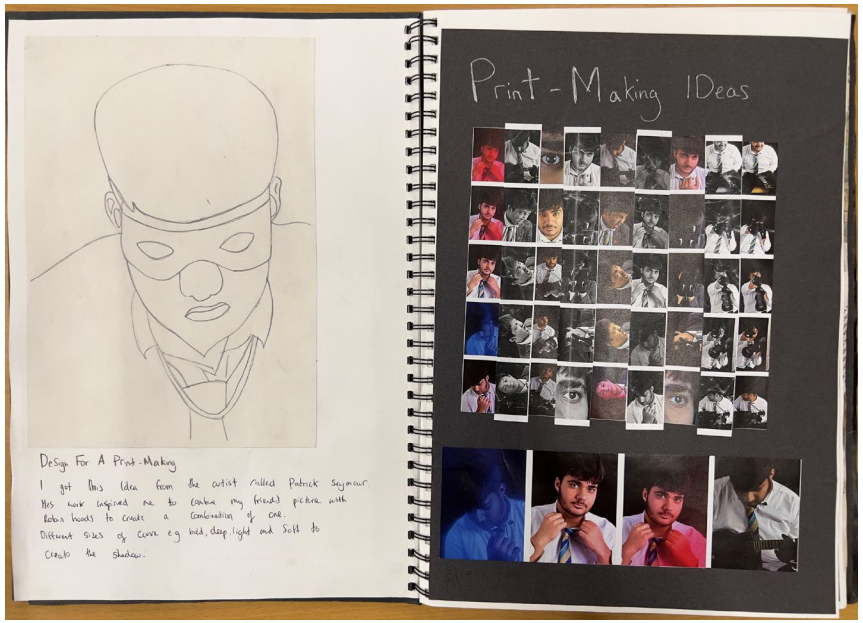

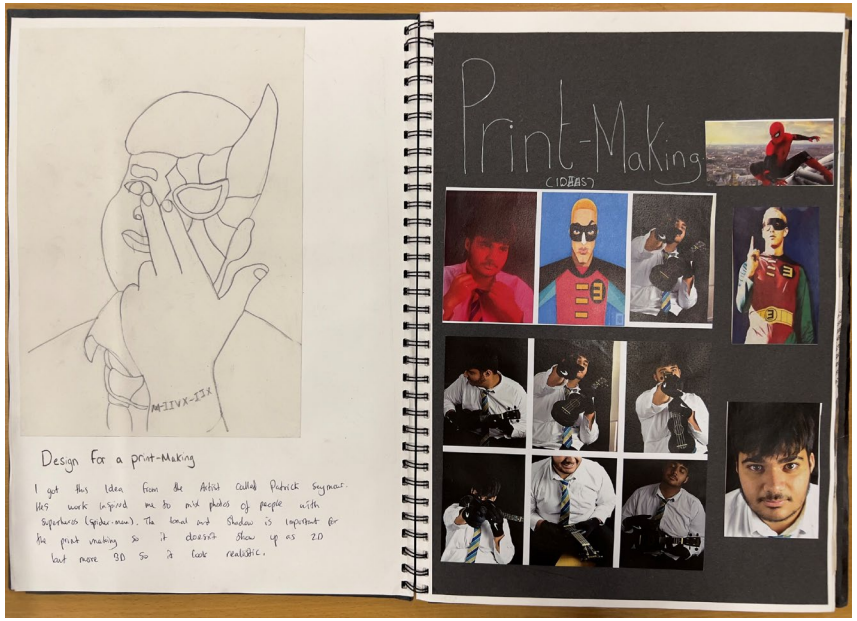

Pearson

Standard Mark - 34


TOP SCHOOLS. NO FEES.
print making on old newspapers


print making on Cartridge paper.



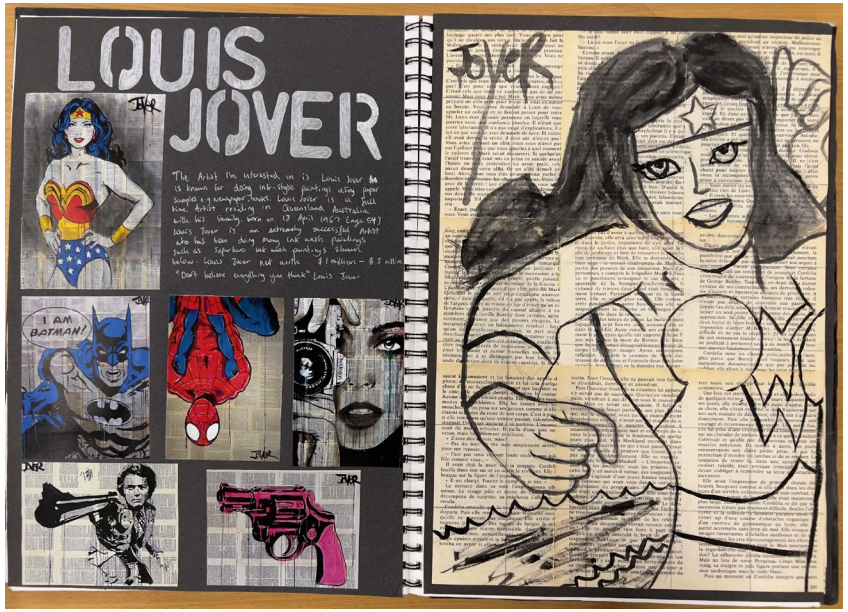
LOUIS
JOVER
I AM BATMAN!


SUPERMAN!!
LOUIS JOVER
JOVER

HATTIE STEWART


Wonderland

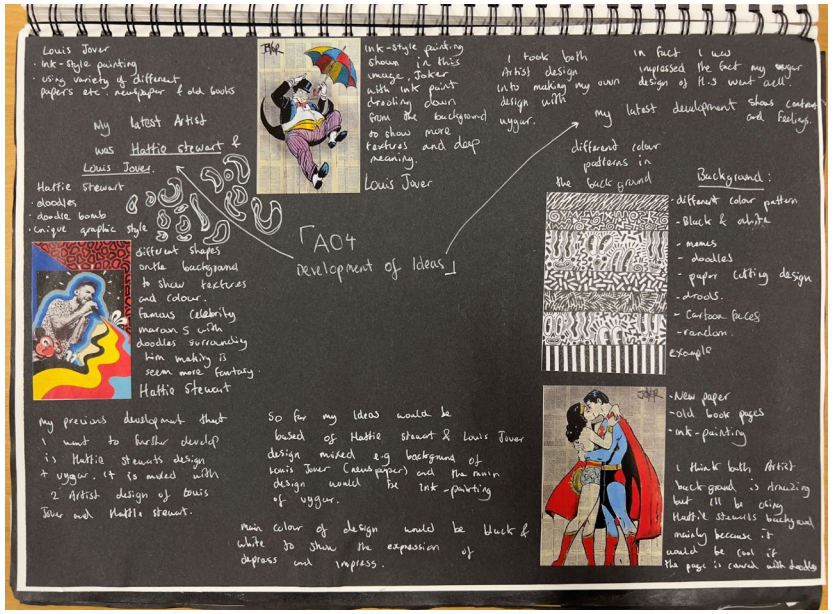
Louis Jover
· Ink-style painting
· using variety of different papers etc. newspaper & old books
My latest Artist was Hattie Stewart & Louis Jover.
Hattie Stewart
· doodles
· doodle bomb
· unique graphic style
Louis Jover
Ink-style painting shown in this image, Joker with ink paint dripping down from the background to show more textures and deep meaning.
I took both Artist design into making my own design with uggar.
In fact I was impressed the fact my uggar design of his went well.
my latest development shows contrast and feeling.
different colour patterns in the back ground
Background:
- different colour pattern
- Black & white
- names
- doodles
- paper cutting design
- droods.
- Cartoon faces
- random.
example
AO4
development of Ideas
different shapes on the background to show textures and colour.
famous Celebrity maroon 5 with doodles surrounding him making it seem more fantasy.
Hattie Stewart
my previous development that I want to further develop is Hattie stewarts design + uggar. It is mixed with 2 Artist design of Louis Jover and Hattie stewart.
So for my ideas would be based of Hattie stewart & Louis Jover design mixed e.g background of Louis Jover (newspaper) and the main design would be ink-painting of uggar.
main colour of design would be black & white to show the expression of depress and impress.
-New paper
-old book pages
-ink-painting
I think both Artist background is amazing but I'll be using Hattie stewarts background mainly because it would be cool if the page is covered with doodles

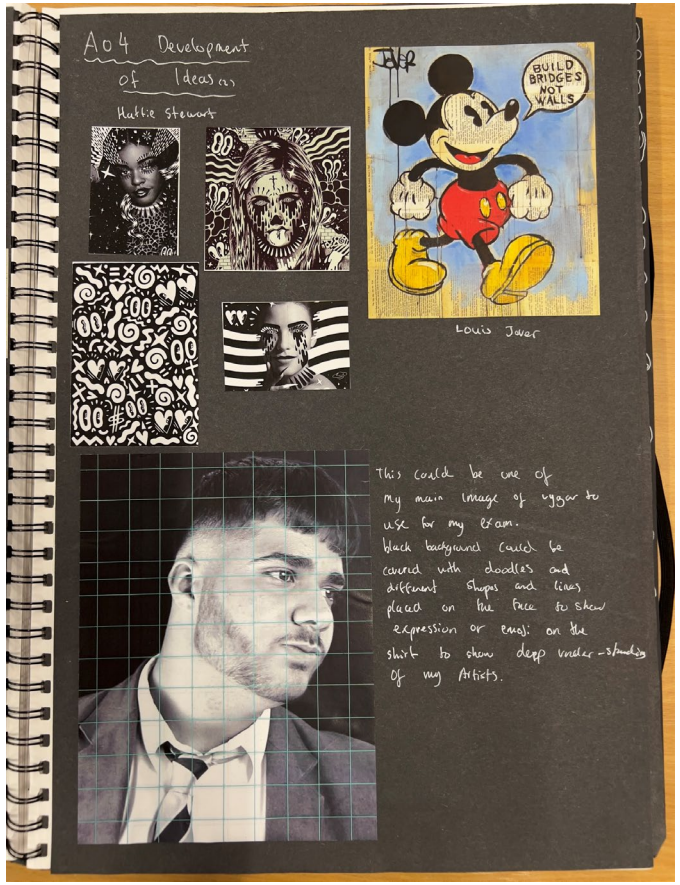
A04 Development of Ideas as
Hattie Stewart
BUILD BRIDGES NOT WALLS
Louis Jover
This could be one of my main image of myself to use for my Exam. Black background could be covered with doodles and different shapes and lines placed on the face to show expression or emoji on the shirt to show deep inner-symbolism of my Artists.

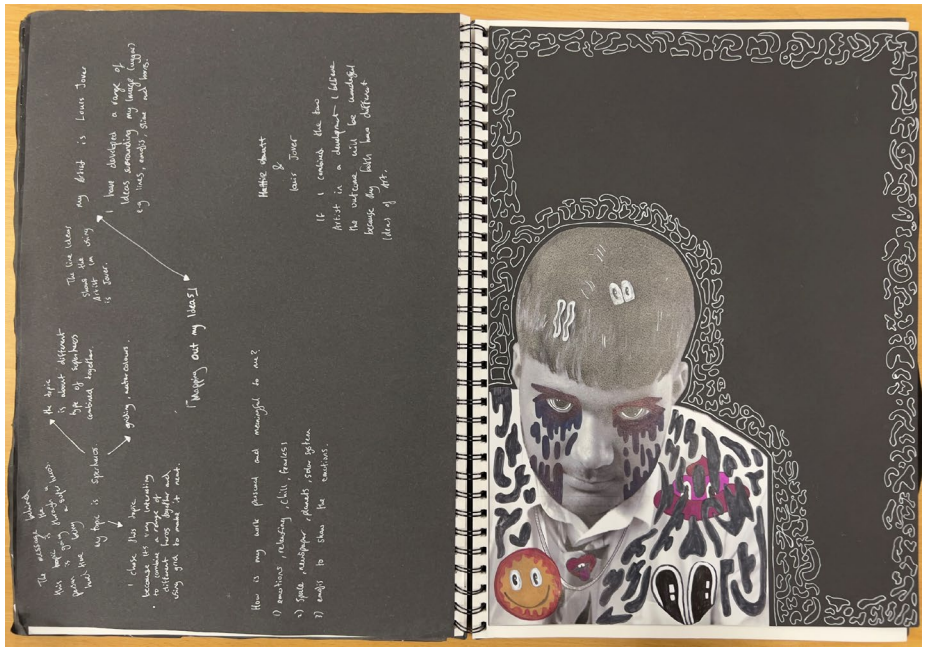
Hattie Stewart & Louis Jover





Standard Mark - 34