



Pearson

# **GCE A Level Advanced Art and Design**

**Photography  
Component 2**

**JIAXU**

**Total Mark 48**

	<b>A01 Develop</b>	<b>A02 Explore and Select</b>	<b>A03 Record</b>	<b>A04 Realise</b>
<b>Mark</b>	11	12	12	13
<b>Performance Level</b>	4	4	4	5
<b>Total out of 72</b>				48

Spectroscoped  
Compositions  
+ Great Color /  
of Light



Exploring  
ideas:  
Are cameras limiting  
people's rights  
on the streets?  
Are they monitoring  
us? Or are they  
giving us freedoms  
in another way?



STUB IT  
???  
Cigarettes are asked  
not to show on the ground.  
Are they limitations or  
freedoms? Why?  
Are they giving us freedoms?  
Above environment?

terrible composition  
From Dark Space to  
Light Space  
Bad Composition  
Good one.



From Ground to  
to Underground  
From Ground to light  
to underground dark.

Start pushing to screens!  
Are they expressing freedoms?  
through their works?



Will screens be a kind of language which is silent but meaningful?



Light and Shadow?



Freedoms and Limitations?

Different views and  
angles will create different  
view points of one photograph



Good Angles  
But meaningless

What is the importance of time during our lifetime?  
Are they trying to limit us in order to save time?  
Limitations are not all bad to people!!!



Best composition  
in this photograph.

Good Angles  
But Light is problem

1/200s

Different shooting speed between these two  
X/800s



What is the relationship between human and birds?  
Are they giving us freedoms?  
Are we limiting them?



Combination  
of signs with screens!  
What differences between  
these two things?

I like the right-hand side  
compositions.  
full of perspectives.



The feelings of perspective in this photograph is quite good. This can be captured more in the same way for other photographs. Textures on the wall are also the perfect thing which can show some well.

Good control of light and perspective. The combination of black & white with color is impressive. I am trying to use this photograph to show how balance between light and dark space, shadows and highlights.

The contrast need to be increased in this photograph through Photoshop. Then select the way to the right space and then make it in black and white. This part need to be increased the exposure. The use of light and shadows need to be controlled well during the Photoshop process.



This enlargement was fixed in the same way of the first one. They all want to show from light to dark space. I want to use light as the symbol of freedom, dark as the symbol of limitations.

The edges of more two photographs need to be copied with carefully and perfectly. They can not be seen any mistakes of dividing parts. They need to be clearly of the dividing lines and edges. I think this need to use the tools of Photoshop well.



The screen is also a way to show how freedom and limitations to balance together. This need to have an object which is the symbol of limitations. I think signs on screens are quite good to combine with screens. People use screens to express their thoughts and I think this is a new way to express without talking.

The control of light in this photograph is quite good. However, the techniques in photoshop are used too much which will be seen not full of realistic.



"Time"

They are limiting us to know the speed of them. They are quite short so they help people to know how much time they left. This photograph is also full of perspectives. This will let you associated with your life-time. They are short but you seems to quite long. This is also a nice way to show freedoms and limitations.

Tells let us know that we all limitations are bad and harmful to us. They are also using a different way to help us and let us know the meaning of life.

The eyes contact in this photograph is also perfect. In this reason, I used Photoshop to fix it which a half black white, a half colour. This will give you a feeling of pass and now became if the watch.

Cameras on street are also seems like limiting us. They are always limiting us and monitoring our situations. However, are they still giving us a sense of safety and a kind of guarantee? I think this is also a way to show the truly meaning of freedoms and limitations.

The focusing point in this photograph is the camera on the wall. I think the composition is sophisticated. I wanted to have more experiments about this photographs to find the effects in different tones and different colour.



These two photographs are express the same thinking and I think they can be shown together in order to show how they can express the truly meaning of freedoms and limitations.



"Cigarettes"

They are also a way to show what the relationships between freedoms and limitations. Are they giving us freedoms and limitations at the same time. They are help us to relax but they are damaging our health.

These two photographs are a new way to show freedoms and limitations. These two have strong perspectives and compositions. I think this is my favorite way to take photographs.



I inverted this photograph and to make it have a different view. I also give another photograph a high contrast in order to give viewers a different way to feel the balance within freedoms and limitations.



The contrast in this photograph is quite strong. I also quite like the tones in this photograph which has a clearly focusing point. The angle is also sophisticated.

After exploring the light shadow, I started to add sand in photographs in order to show freedoms and limitations better.



The relationship between birds and human is also a good idea. Are they the suffering things from the industrialisation? Are we limiting them? The relationship between them and us need to be coped with.



“自由” → Democratic  
 “自由” → Freedom  
 I like the expressions of his eyes about “Freedom”  
 Good Composition



How Chinese think about the Democratic? What differences between western people?

Eyes are more important in this photograph.  
 “自由” 是洗滌  
 Diffusion of Freedom



How to give people freedom?  
 Are freedoms all good?

Colour of Skins  
 Are they problems of freedom and limitation?  
 Are they one of the elements which are important?



Expressing my feelings of political freedom and limitations.

Hands can be an example of balance within freedom and limitations.



Balance by arms  
 Limitations ↔ Freedom

Sophisticated Composition

“自由”  
 “自由”  
 ↓  
 what is freedom?  
 what is limitations?



The expression on his face is the most important element in this photograph.  
 I was use my model's eyes to express and explain the meaning of the text on his face.





To be a good example  
of the student within freedom  
and individualism, I used some Chinese  
characters on his arms so he shows how  
very much he is of freedom and individualism.

Although the composition is not  
perhaps as art as good, I was  
to show this to show very clearly  
liberal.



The reason why I  
took this image because I was inspired  
by the work of Ai Weiwei. The "Fuck Off" he  
used his own body to show his special way of his  
thinking and meaning in his own country.

"Diffusion of Freedom" is the way to show why  
a country can not be afraid to change. Because  
the freedoms need to be constant conditions in  
order to their people.







I want to use photograph  
to show is the colour of skin is the important  
element of deciding and judging people's right.  
I want to explore more ideas about the balance within  
freedom and limitations.

The control of light and shadow is not  
so good in this photograph. I think  
this is because of the camera setting,  
I will increase of the time of shooting  
this photograph.




Connections  
Comparisons  
Past ← Now

what their lives like during  
the Chinese Cultural Revolution  
ordinary pose of that time  
all people are the same.



Now they are full of happiness  
they want to have a different life


Bad Control of Light



They can not have  
different pose because  
of the limitation of that time.  
→ Good Composition.




Strong comparisons  
between before and after.



I want to take the serious face of  
my grandfather in order to show what  
the Chinese Cultural Revolution change  
his life.

These two photographs are quite easy to  
show what did he experience during  
that terrible time period.

Although it has a good composition, the  
clearly features are not good. I will  
control it well at next time through  
adjusting the camera settings.





Contrast strongly with British Street (Western)  
and Chinese (Eastern)

Can this comparison  
be more clearly?



Sign?  
meaningful with the  
comparison

Sophisticated  
Composition in these photographs.

Sophisticated Angles



Church → Chinese  
Is the church be the symbol of western?  
Are they limitations or freedoms?

Bad Control  
of Light.



Walking on British street and in front of  
western buildings.

More explorations about  
churches.



More exposure about  
churches.  
The connections of light and  
the church.  
Trying to find the relationship  
between eastern and western.



Bad Composition

Trying to find the best one  
to express my thinking.



Exploring how  
to use the contrast of  
Eyes and Scrawls.

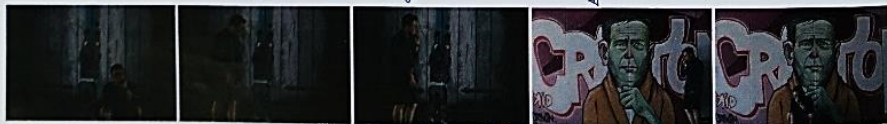
Will scrawls with  
portraits can be a way  
to express the difference  
between eastern and western.

Longer shutter speed  
1" s  
Light is not so  
good.



The combination of portraits  
with scrawls.  
I think it is better for  
greater portraits.

More western elements  
add into this photographs.



Quite difficult to control  
the light in this dark  
phase. Good to use portraits  
in this scene.

Expressing how to relate  
western and eastern.



Trying to make connection between myself  
and the scrawls. It is a way to communicate.



Connections  
Sophisticated  
Composition

Different way to connect this background.



The combination is  
quite good in this enlargement.  
Western scrawl + Eastern people  
This will show how the relationship  
between create our different  
culture.





KID

DREYEN




The linear quality of this photograph make perspectives stronger in it and it also give a different feel of space.



The composition in this photograph is sophisticated. This give viewers a strong contrast. I found the combination of people and scroll is a good way to show difference.



I changed the composition in this photograph in order to give viewers a different way to watch this photograph. This will also show the linear qualities in this photograph.




I turned a part of it to be black and white in order to have a strong comparison. This will show the difference of eastern and western within freedoms and limitations.



The symmetrical photograph is also a good way to show the differences. At this reason, I overlapped two same photographs in order to contrast it easily.



2019





Then I repeat the same method to fix the photograph. I made a part of it to black and white in order to create the comparison between western and western.



The contrast need to be increased in this photograph in order to make to increase the use of light and shadow in this photograph.



I want to use this photograph to make connection of myself.

"Brush" can explain the job of my grandfather



Connections Eyes

Western chair + Chinese identity  
Comparison



"Brush" Express differences between my grandfather and me. Contrast Spring's.

Sophisticated Expression of Eyes



"Slap" - The way of educating children in wrong way. Freedom? Limitations?

Contrast Eyes Contact



I KNOW TOO WELL THE  
PAIN OF THE YOKE ON  
SHOULDERS AND OF  
THE FREEDOM OF  
TO TAKE IT OFF.  
I AM RESOLVED,

WE WILL BE  
SLAVE  
AGAIN





Fish and Chips  
+ Chinese identity → Contrast Strongly  
Differences between eastern and western.



Need to control the light better.  
Overlap them together.  
Their eyes have connection.  
They are communicating.  
Good Composition + Good Angle



Need to have more explorations of shots  
Clothes  
Expressions of face  
Brushes  
All comparisons.



The composition need to be better, so this scene need to take a lot.  
The hands' painting need to be focused on.



Best Composition  
How my grandfather educate their children.



The impact of the Chinese Cultural Revolution.  
Go more deep in this portrait  
show the differences between eastern and western.






These are the explanations of my grandfather's job — a painter. His expressions on his faces is the best way to show the limitation of the Chinese Cultural Revolution.

Texture is more important.

They need to be fixed in photoshop to change the light and shadow.







Adjustment of the figures  
in the camera during the burning.

Trying to find the feeling of burning  
academic books.




What is the  
relationship of the fire and  
books? Can they be expressed during  
the process or after?

Bad  
Composition



Trying to use different  
angles to take this book in order to  
find different feelings.



Put book into  
pairing in order to combine  
with my grandfather's job during  
the Chinese Cultural Revolution.






Good Composition  
+  
Nice Background.



The ash is quite meaningful  
they are easy to break after  
burning.



How the book  
will work under the shining  
of light? Freedom? Limitations?  




I am trying  
to find what the  
response will like after painting  
white on this book.

Back aspect.



The ash is the best  
expression of limitation.  
Mixing of words and ash  
together is the best way to show  
freedoms and limitations.



This is the process of the  
Chinese Cultural Revolution.

The process of burning books.



How the burning parts like.  
I am trying to make it seems the middle part.



This part of the photograph  
is bad which make it  
so bad.



Sophisticated  
Angle



Better to show the ash on this burned book.



This need to use the photoshop to change the light.







Gophisticated  
contrast of  
eyes.



The red  
scarf is  
like a  
symbol of  
that time



Bad  
Composition



The light  
is quite  
good.



The position  
of light  
point is  
wrong



Background  
is bad.



Blowing  
away a.h.  
Gophisticated




It can  
show my  
idea  
perfectly











DATE	TIME	LOCATION	STATUS	REMARKS
11	11	11	11	11
12	12	12	12	12
13	13	13	13	13
14	14	14	14	14
15	15	15	15	15
16	16	16	16	16
17	17	17	17	17
18	18	18	18	18
19	19	19	19	19
20	20	20	20	20

