



Pearson

GCE A Level Advanced Art and Design

**Photography
Component 1**

JOSEPH

Total Mark 44 (37+PS7)

	A01 Develop	A02 Explore and Select	A03 Record	A04 Realise	Personal Study
Mark	9	9	10	9	7
Performance Level	3	3	4	3	3
	Total out of 90				44

Introduction

My focus area is how man-made objects can change landscape. When I take photographs I see the landscape and how man-made objects change the landscape by enhancing it and making the landscape more beautiful. I will also be looking how pathways and how other man-made structures change the landscape and what effect it has on the landscape. I would start by looking at bridges and pathways and how they enhance the landscape and I would develop this to show the change and how it enhances the landscape over the natural landscape.

I have looked at Ansel Adams who was born in 1902 and took amazing photographs of the landscape. He took all of his photographs in black and white. There was colour around at the time but he chose black and white. I have also looked at Charlie White who takes very linear photographs of the landscape and has lots of pathways and impressive man-made structures. I have looked at Edward Burtynsky who takes very industrial and manufactured landscapes. They are mostly man made showing how amazing the manufactured landscape can be. I am most interested by Edward Burtynsky and how the huge man-made structures enhance the landscape and break it up making it more ascetically pleasing.

Other areas I wish to explore is the manufactured landscape and how it looks compared with the natural landscape. I might also look at how nature can also influence man-made structures and how and gradually over time reclaim them.

My film. were both very slow & blurry, bridges out focus.
 How Lena's lens curve up + down like landscape creating new patterns

± how slow day so had to use a low shutter speed.



THIS photo is blurry with movement and lens. The way curve open landscape

again very slow. I was taken with a shutter speed of 1/30

Low shutter speed of 1/60 ISO 100

Lena

There are very much about the landscape in the landscape



F number 5.6
 Shutter speed 1/125

Shutter speed 1/100

Pathways

Landscape in front



F number 5.6
 Shutter speed 1/100

Shutter speed 1/100
 F number 5.3
 ISO 100

F number 5
 Shutter speed 1/100
 ISO 100

grass

The sky is white as the much light was in, needed to increase shutter speed.



River coming through the landscape very linear

human landscape



Shutter speed 1/250
 F stop 6.3

✓ In the way of the photograph.

Parking / road perfectly made



F shot by
 1/1500 shutter speed
 1/1500 shutter speed
 1/1500 shutter speed

near Virginia



1/1500 shutter speed

This was made in case
 of low water speed as there
 was a lot of water
 1/1500 shutter speed
 F stop 6.3

Shutter speed 1/1500
 F stop 6.3

Shutter speed 1/1500
 F stop 6.3



The picture is that the river and road you make and nature made
 it better in shape and design creation -
 I think the road is better because the river is brown and dirty
 whereas the road is clean and designed.
 The bridge but you can't both are amazing. The bridge spans the low and wide

and the best show the
 Human design can enhance nature.



This really shows how human design can enhance nature



Joel Sternfeld

Joel Sternfeld is an American photographer who focuses on urban landscapes in flux. I particularly like his photographs of abandoned area where nature is reclaiming man-made structures.



At Tintern abbey the ruin is a very exiting place as it stand alone in a rural landscape unlike Sternfeld it is looking at the decline of monastic life in England. It would seem that the landscape is constantly being changed by building that represent periods of social change. For example Sternfeld is really interested in the decline of certain industry's. Tintern abbey was about the decline of the power of the church a ruined building is a powerful metaphor and creates a striking image. The whole of the forest of dean is about an industry in decline.



1/250 sec at f / 6.3



1/250 sec at f / 5.6



1/250 sec at f / 5.6



1/250 sec at f / 5.6



1/200 sec at f / 9.0



1/320 sec at f / 5.6



1/320 sec at f / 5.6



1/400 sec at f / 5.6

I was experimenting with
using a big aperture
focusing to the foreground



1/400 sec at f / 5.6



1/250 sec at f / 5.6



1/250 sec at f / 5.6



1/250 sec at f / 5.6

This relates to
Sternfeld's use of angle.



1/320 sec at f / 5.6



1/400 sec at f / 5.6



1/320 sec at f / 5.6



1/320 sec at f / 5.6

This shows the same
position etc



1/400 sec at f / 5.6



1/250 sec at f / 5.6



1/100 sec at f / 5.6

The outcome is that landscape has ultimate control and can reclaim man-made structures
Tintern abbey shows the decline in the power of the church.

Landscape has ultimate control over man-made structures



The abandoned church across the river Wye both respond to Sternfeld use of angle.



1/400 sec at f / 5.6

Aims: pathways and rivers and how rivers are always changing and adapting



1/125 sec at f / 5.6



1/125 sec at f / 5.6 ✓



1/160 sec at f / 5.6



1/125 sec at f / 5.6



1/125 sec at f / 5.6



1/100 sec at f / 5.6



1/200 sec at f / 5.6



1/125 sec at f / 5.6

The results were grey
meaning it had got out of focus photo



1/125 sec at f / 5.6



1/125 sec at f / 5.6



1/100 sec at f / 5.6



1/80 sec at f / 3.5

This refers to organ adams
and his winding rivers



1/200 sec at f / 3.5



1/160 sec at f / 5.0



1/200 sec at f / 3.5



1/160 sec at f / 5.6



This is taken in black
and white as a response
It was over a cloudy day
So the white is very bright
but I liked ~~it~~



1/640 sec at f/4.2

1/500 sec at f/4.2

1/320 sec at f/5.6

1/320 sec at f/5.6

very blurry and out of focus

telegram pole, man made

The sky was overcast but every detail is for ground captured right



1/250 sec at f/3.5



1/250 sec at f/3.5



1/200 sec at f/5.0



1/160 sec at f/6.3

boat going through the lock we're

Taken at a slower shutter speed whilst moving



1/250 sec at f/5.3



1/250 sec at f/5.6



1/200 sec at f/5.6



1/250 sec at f/5.6

bridge encourages path & path



1/250 sec at f/5.6



1/250 sec at f/4.8



1/80 sec at f/4.8



1/320 sec at f/3.5

lots of horizontal lines with more vertical



1/320 sec at f/3.5



1/200 sec at f/3.5



1/320 sec at f/3.5



1/320 sec at f/5.6

low angle makes it interesting

path + fence - perspective



1/640 sec at f/3.5

boat the

Aim - Scrapyard, looking at industrial & commercial waste



1/320 sec at f/3.5



1/200 sec at f/3.5



1/200 sec at f/3.5



1/200 sec at f/3.5

broken glass shows discrimination.



1/320 sec at f/3.5



1/200 sec at f/5.0



1/320 sec at f/4.5



1/320 sec at f/3.5

scrapyard, rubbish from industrial society



1/160 sec at f/4.0



1/160 sec at f/4.0



1/125 sec at f/4.0



1/125 sec at f/4.0

stacked cars, interesting at the amount of cars waste



1/125 sec at f/4.0



1/200 sec at f/4.0



1/200 sec at f/4.0



1/200 sec at f/4.0

stack of tires like a bus



1/125 sec at f/4.0



1/125 sec at f/4.0



1/125 sec at f/4.0



1/160 sec at f/4.0



1/160 sec at f/4.0



1/160 sec at f/4.5



1/160 sec at f/4.0



1/160 sec at f/4.0

Claw huge & impressive.

cool composition



1/160 sec at f/4.0



1/160 sec at f/4.0



1/160 sec at f/4.0



1/160 sec at f/4.0

reflection - interesting.



1/125 sec at f/4.0



1/200 sec at f/4.0



1/125 sec at f/5.6

claw craning massively

conclusion - humans use machines to control the industrial landscape.



Interesting perspective makes this an interesting photo-graph



Crushing the cars shows destruction of the industrial landscape

Interim

The environment is always changing and constantly in flux, sometimes this can be good or bad. Most of the time it changes due to the humans impacting it. So far I have explored scrap yards and I find them interesting. They have negative aspects because they show humans wastefulness but are still beautiful because the shapes and colours created are incredibly visually attractive. They show how objects impact on the landscape. I have also looked at scars in the landscape and how they affect it. I went to Clearwell Caves and saw how it has changed over time. I took photographs in the nearby Magic wood which had lots of large holes which used to be caves but have collapsed over time. These were interesting as they showed how the landscape is constantly changing due to human activity.

I have done artist evaluations on both Edward Burtynsky and Mathew Merrett. I like Edward Burtynsky photograph of a highway as it explores how the environment has been split up by humans and how visually impacting this is. It shows a manufactured landscape. An envy industrialisation. Edward Burtynsky says that by destroying nature we are destroying ourselves. Mathew Merrett looks at beauty in decay within the landscape. I find his work interesting as it shows a landscape that is being destroyed and ruined but is still beautiful. Docks has become my focus as they are constantly changing and show this.

Change is good and exciting. The industrial landscape continues to interest and inspire me. The structures within them are exciting and create dynamic photographs. I am aware that the message of pollution and destruction could be followed at this point. Nevertheless, I want to focus on the positive aspects such as how industry shows progress, inventiveness and how it enhances the environment. Bristol suspension bridge is a prime example of this. Seeing the different phases of industry in one picture is intriguing because it shows the progression of human endeavour and design. For this reason I have been constantly drawn to docklands. They are visually interesting and are places where industry is still happening. Humans look tiny with huge boats and next to man-made structures. Scale is something that also appeals to me. For these reasons, I want to look at Ansel Adams as he captures huge landscapes and his techniques communicate the power of these environments. To communicate the positive aspects of the power of the industrial landscape in flux is a major part of my project. I would plan to look at JW Turner because of the way he deals with the death of a man-made structure and how he creates romance around its demise. I am going to continue to use docks as my places of interest. There are many in the surrounding area, all with different histories and purposes.

Aim - industrial buildings + structures out there exist on the landscape



1/640 sec at f/3.5



1/800 sec at f/6.3



1/800 sec at f/5.0



1/320 sec at f/5.0

Bristol suspension bridge - beautiful addition to the landscape and attracts visitors to see it.



1/320 sec at f/5.6



1/400 sec at f/5.0



1/800 sec at f/7.1



1/500 sec at f/7.1



1/400 sec at f/7.1



1/400 sec at f/7.1



1/400 sec at f/6.3



1/500 sec at f/6.3

Low key up - very normal

Scenic type landscape



1/320 sec at f/6.3



1/320 sec at f/6.3



1/320 sec at f/6.3



1/320 sec at f/6.3

moss/grass reflecting

Scenic type landscape Low angle looking up - everything.



I like this photo as it really shows nature banking back control.



1/500 sec at f/6.3



1/500 sec at f/6.3



1/640 sec at f/6.3



1/640 sec at f/6.3

Industrial building - water makes work with minimal structure.



1/640 sec at f/6.3



1/500 sec at f/6.3



1/500 sec at f/6.3



1/400 sec at f/6.3



1/640 sec at f/6.3



1/100 sec at f/6.3



1/320 sec at f/6.3



1/400 sec at f/6.3

Crabbing man.



1/400 sec at f/6.3



1/250 sec at f/6.3



1/250 sec at f/6.3



1/400 sec at f/6.3



Shows the old and new
beats - city + land scene
side by side.

Small person slowing
has to walk through
over/no power.



1/400 sec at f/6.3



1/400 sec at f/6.3



1/400 sec at f/6.3



1/400 sec at f/6.3

are the tube from male concrete
too high
over the road



1/400 sec at f/6.3



1/400 sec at f/6.3



1/400 sec at f/6.3



1/400 sec at f/6.3

looking up shows
what's on it.



This is a very interesting long man and structure.



Shows a passage similar to a large man and structure.

4.2m - industrial and site being taken over.



1/200 sec at f / 3.5



1/200 sec at f / 5.6



1/200 sec at f / 4.2



1/200 sec at f / 3.5



1/160 sec at f / 3.5



1/160 sec at f / 3.5



1/160 sec at f / 3.5



1/160 sec at f / 3.5



1/320 sec at f / 3.5



1/160 sec at f / 5.6



1/125 sec at f / 5.6



1/125 sec at f / 5.6

Spig ready due to making it a boring photograph



1/320 sec at f / 3.5



1/320 sec at f / 4.2



1/320 sec at f / 4.2



1/320 sec at f / 3.5



1/400 sec at f / 4.2



1/200 sec at f / 5.6



1/200 sec at f / 5.0



1/200 sec at f / 5.6



1/160 sec at f / 3.5



1/60 sec at f / 5.0



1/500 sec at f / 3.5



1/500 sec at f / 3.5

implied by slow
the mirror being in the landscape.



1/200 sec at f / 5.6



1/200 sec at f / 5.6



1/200 sec at f / 4.8



1/200 sec at f / 4.2

Beauty in decay



all the different colors change
the mood of the image.

the curved lines give it
a romantic feel whereas the
Inverted sky gives a harsher
feel.



The first thing I've been thinking of is how it would be. I could probably write the whole
book and how beautiful it was.

The second time is a little bit longer but something like that would be interesting



I like this one more than the
more input.



1/320 sec at f / 3.5



1/500 sec at f / 3.5



1/320 sec at f / 3.8



1/320 sec at f / 3.8



1/200 sec at f / 4.8



1/200 sec at f / 5.6



1/200 sec at f / 5.6



1/200 sec at f / 5.6



1/320 sec at f / 4.2



1/320 sec at f / 4.2



1/320 sec at f / 3.5



1/320 sec at f / 3.5



1/200 sec at f / 5.6



1/200 sec at f / 3.5



1/200 sec at f / 5.0



1/200 sec at f / 5.6

Shows fire train showing
blowing



1/200 sec at f / 3.8



1/200 sec at f / 4.8



1/200 sec at f / 5.6



1/200 sec at f / 3.5



1/200 sec at f / 5.6



1/200 sec at f / 4.8



1/200 sec at f / 5.6



1/200 sec at f / 4.2

don't say



1/200 sec at f / 3.5



1/200 sec at f / 4.0



1/200 sec at f / 5.6



1/200 sec at f / 4.2



1/200 sec at f / 5.6



1/200 sec at f / 5.0



1/400 sec at f / 4.2



1/500 sec at f / 3.5

There was a lot of
foreclosure which means it had
to be a good photograph



1/500 sec at f / 3.5



1/500 sec at f / 4.2



1/400 sec at f / 4.2



1/320 sec at f / 4.8

I tried to get an exciting shot
but just end up at Position.



1/160 sec at f / 5.6



1/125 sec at f / 5.6



1/125 sec at f / 5.6

Conclusion - lighting was very flat and gloomy so was had to get several interesting
photographs



Old destroyed train beautiful



I like this photo but think the car is in the way

As they - look at how the landscape has changed over time due to industrialization.



1/80 sec at f/3.5



1.0 sec at f/3.5




1.0 sec at f/3.5




1/80 sec at f/3.5

Out in grass.



1/60 sec at f/3.5



1/60 sec at f/5.0



1/60 sec at f/3.5



6.0 sec at f/3.5

It was very hard to get the right lighting as was sad.


Good to know when taking the pictures.



1/80 sec at f/3.5



1/80 sec at f/3.5



1/80 sec at f/5.6



10.0 sec at f/3.5

Used slow very low ISO water speed very slow. It was too low so over exposed.



1/80 sec at f/4.2



1/80 sec at f/4.2



2.0 sec at f/3.5



0.6 sec at f/3.5

Most of them on the wall



1/60 sec at f/3.8



2.0 sec at f/3.5



1/60 sec at f/3.5



1/60 sec at f/3.5

Similar to above but with hills.



30.0 sec at f/22



10.0 sec at f/22



1/80 sec at f/5.6



3.0 sec at f/5.6

Shows over grass.



1/60 sec at f/3.5



1/60 sec at f/3.5



1/60 sec at f/5.0



3.0 sec at f/5.0

Shows the out-dustion case at bottom corner.



1.0 sec at f/3.5



1/80 sec at f/3.5



1/80 sec at f/5.6



1/80 sec at f/4.8

Long dark tunnel.



6.0 sec at f/3.5



1/80 sec at f/3.5



1/80 sec at f/3.5



1/80 sec at f/3.5



1/80 sec at f/4.8

allows white light



1/80 sec at f/3.5



5.0 sec at f/3.5



2.5 sec at f/3.5



1/60 sec at f/3.5



1/80 sec at f/3.5



1/80 sec at f/5.0



1/80 sec at f/3.8



2.0 sec at f/3.5



1.3 sec at f/3.5



1.3 sec at f/3.5



1.6 sec at f/3.5



3.0 sec at f/3.5



3.0 sec at f/3.5



5.0 sec at f/3.5



8.0 sec at f/3.5

was ~~unable~~ to very dark. So had to use a very low shutter speed



15.0 sec at f/3.5




30.0 sec at f/3.5



1/80 sec at f/3.5

I had to use a tripod to avoid camera shake.


Even at very very slow shutter speed to create the effect.



Shows the old Indian use. When it was here.

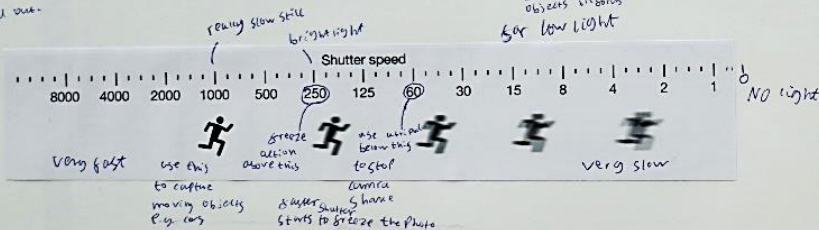
Conclusion — It was very dark so was had to use dark photography as sensor was not. I had to raise the camera to avoid camera shake.

Camera settings



A small f-number
makes the background blurry
and the foreground
stand out.

A large f-number
brings in foreground and background
objects in focus
for low light



UNDERSTANDING THE ISO SCALE

These are the standard settings - the range available to you will depend on your camera



Slower shutter speed allows for lower ISO

The higher the ISO the more noise there is

Aperture determines how well a camera can perform in low light

I really want to explore the use of artificial light and how this creates mood. I like the way there is minimal light and that it helps to make a triangle with the tree and person giving a sinister effect. The 3 other lights behind the tree and in the mirror also make a triangle.



Gregory Crewdson

Bedroom tree from Twilight
2001-2002

Gregory Crewdson was born September 26, 1962 in New York. Crewdson photographs scenes of American homes and neighborhoods.

In the picture you can see a tree hanging by some rope that has come from the roof. There is a hole in the floor where a man is going down holding some rope. It looks like he is trying to lever the tree out from his house using the rope. I think the focal point is the tree because it is straight down the middle and catches your eye first when looking at it.

The golden rule has been applied and it makes a triangle. We look down the tree then to the man then to the light by the window forming the triangle. Also the tree makes us go straight down it towards the bathroom door where there is a small light which could suggest

The medium is digital chromogenic print, mntd.
The quality is very good looks very good even when zoomed in.

There is very little light in this photograph. There are only four sources of light that come from two lamps and a wall light that is also reflected in a mirror. One of the lamps is lying on the floor which suggests an unhappy or gloomy mood because the tree has crashed through the roof. The light in the mirror is brighter than the light on the wall, this suggests that the image of him is brighter than the dark gloomy room and the mess he is in at the moment. It could suggest his life is or was brighter. By the window is a lamp that is still standing whereas the lamp on the floor has fallen over. This might be because outside is better than inside.

The colour changes the mood because it is very dark with little light so it makes it gloomy and miserable. We can also see out the window that it is night which makes the mood miserable as it is probably late at night and the man in the photo probably wants to sleep. The bed is also unmade which suggests he got up in a hurry.



1/250

1/160
Could have
made it higher
to let in less light

There's too
much light here
as it isn't a low
shutter speed
so the photo is too white.

There's
a lot of
noise



I like the
way the clouds
are lit in
this photo

taken at 1/1250
to keep hardly
any light.

Iso 800

using different Iso
Iso 400

Iso 1600
higher + so
means a longer photo



I like the background as it's
lighter so I prefer the night
in this photo

Too much
light was
let in.

I really like how since these photos
are with only a small light with
the dark



The candle flame
was too small and dim
so had a fire lighter
on it

I really like
the line effect
above the flame.

The flame
was dim out so
did not have a good
photo



When I blew
out the fire lighter a
smoke came out.

How did you take? (Camera Setting)



Our camera at 1/800 Exposure time
so our work very similar

I like how
the light that
reflects on the window

I liked how these turned out
considering I was in a place

Used too low
on shutter speed
so the sun is blurry



I really like how the light
beams across the hole in the photo

This was taken
at night so had to use
a low shutter speed so
with a tripod camera
shake.

This is better
as it was taken
during the day
& no camera shake



I like how the
one shadow is on
bottom and light is
on top

This was taken
through a window
and was a bit blurry
the reflection
with I looked on my
laptop

This was taken
at a very low
shutter speed so
which gave it this
effect. I was moving.

all taken at 1/200
in low light condition




I like how
the light reflected
into the water and the
from light source

I think this
ones a better
speed is 1/125
very dim

This is lighter
more so than
a higher iso
normal and a low
shutter speed is 1/125
to let more light
in

The raindrops have
been given a more realistic
effect in Photoshop to help
them stand out.



I also like the look from the way of the plane.

I chose this
because I liked
the realistic
aspect of the
rain drops.

Plane wing with the
wing and tail fin part
really doing the raindrops.



This has been
removed in Photoshop
to make the light stand out.

I really like the aspect on this image
I was in a line moving up and used a very low speed of 1/3000 for a picture
of a busy city at night with lots of lights and some street lights.



I like how the horizon lines (creations)
are all black and the top is all right things.
It is very calming.



I chose this
one as the other
ones were taken at
a lower ISO so they
looked dim and were
not as bright.

S. Western Shore



The Golden Section has been used

All the lines are leading to the horizon and the distance.

dark line could be a car track.

Alec Suen



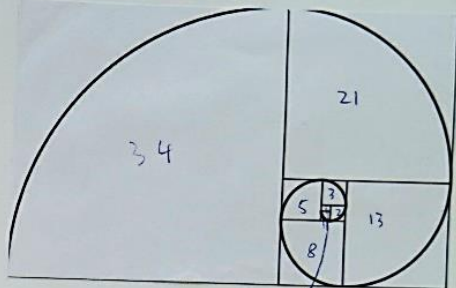
This is a good example of how the focus point is used. He also used light as well to bring out the focus point.

mountain is very central which is not utilizing the golden section.

focus point

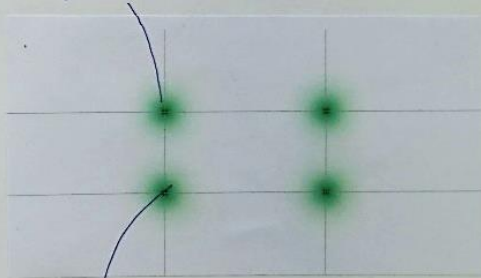
Golden section and focus point

The golden section derived from Fibonacci's mathematical sequence of numbers and is used to create a grid that divides the image into proportions that promote a well-balanced composition.



Your eye should be kept here

one of these dots should be the focus point of the image.



If doing a portrait the focus point is normally in eye.

Contact Sheet 2

+ too much light


Aim use distance
Composition



Off to the
Side following
the golden rule



The hole in the trees is ~~way lower~~ slightly to the
left so it is following the golden rule



Very close just
a few lower ISO

too dark - too low ISO



Henri Cartier-Bresson



How do these
compare with
Cartier-Bresson?

Sam Taylor-Wood



I really like the way of
Shelton



I don't like this
It's very hard to
get back the person
and the control imagery

I like this, maybe
more like it's slightly
looking down

I like the
The reflection

I like the
+ the reflection



I don't like this
much as great as
the other is the
reflection

I like this, maybe
more like it's slightly
looking down

Too much
light



Too much light



Too much light
and the reflection

I like how it's looking down

aim to use different angles.

(contact sheet 3)



I really like the
light given off from
the window



I like the view
of the boat and
how the light given



I like the same
object created
with light



Too low shot
of the boat
it's made it too
dark


Week 3
Lower Sixth Photography
ANGLES

Angles are extremely important in photography. Which view point you choose to use can enhance the power, the depth of field and perspective of your photograph. When you taking a set of photographs for your contact sheet you should always vary the angles and viewpoint to help you obtain the best possible shot.

Angles can be from a high point or a low point. They can be looking down or across. They can be at eyelevel or simply making the viewer look at the world in a different way. Scale can also be altered through you view point.

TASKS

1. Look at the following artists and their use of angles. Ansel Adams, Bill Brandt, Sophie Calle, Richard Wentworth, Martin Parr, Ron Mueck, Lee Friedlander, Shinkichi and Jenny Saville.
2. Choose your favourite 3 artists and stick into your technical note book. Explain how they have used angles to change our perception of the subject matter.
3. Now take 40 photographs that use interesting angles. This could be on any subject matter, but if stuck consider the main areas of landscape, portrait and still life. Also remember to use composition and light.
4. Produce a really exciting contact sheet that shows all that we have discussed this week. Annotate the contact sheet.
5. Manipulate your images in Photoshop if needed.
6. Print off 4 or more Ad photographs that you think really respond to the title of Angles. Write down why you think they are good.



I really like the reflection make use of light


think the line to frame left is good

think the line to frame left is good



eye level

can in this context have used a wide angle



getting the horizontal

looking up at the bridge

5/6 looking in to be distance

Video


I made this video using stop motion and video.

These are just some of the photos I used to make the stop motion. I moved the cars a tiny bit each time and took a photo, making sure I didn't move the camera until the cars had moved out of the shot. There was a total of 126 photos. Some of the photos are blurred because it was very hard to focus on the cars sometimes without moving the camera. My had is also in a few photos as was taking them quickly and didn't realise until after and couldn't redo them as the cars would be very hard to get right again.



This is the video in adobe premiere pro which I used to edit the video. I added lots of photos and set them to show for 0.3 seconds and some for slightly longer at 0.7 seconds.

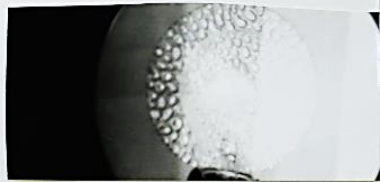
I used sound to make it more interesting and realistic. I got the audio from YouTube and added it into my video. This is the timeline of the first part of the video.



This took about 8 hours as it took ages taking the photos for the stop motion and editing the video but overall it was enjoyable. One problem is editing the video on different devices as you need the media on both devices to be able to edit it. This was ok to start with using drop box and syncing the files but I quickly run out of space and could only edit it on my pc.

I used the same music in response to stickKacha

I needed
hard light
to be
at some points
but being
hard to see
it was
better overall



This came out to dark and needed more light

I edited it
and got it
It had a good point
to be it had been good
when it was done





I like the look of this sunset



This is a better photo and looks a bit darker



→



These are very dark and could have used a higher ISO or a slower speed.



I like the look on this but used a bit high ISO of 1000



I really like the foggy forest here by way of a rain forest.





I love how the sandy
look over the parkland




The trees
around the pond
are really beautiful



I love
the reflection
in the pond

I love the
reflection in
the pond

The sky
is really
beautiful





I like
the way
the light
is on the
clouds

I like
the way
the light
is on the
clouds




The light
is on the
clouds

























Digital Submission

Industrial Flux within the Landscape

Introduction

My focus area is how man-made objects can change the landscape. When I take photographs I see the landscape and how man-made objects change the landscape by enhancing it and making the landscape more beautiful. I will also be looking how pathways and how other man-made structures change the landscape and what effect it has on the landscape. I would start by looking at bridges and pathways and how they enhance the landscape and I would develop this to show the change and how it enhances the landscape over the natural landscape.

I have looked at Ansel Adams who took amazing photographs of the landscape. He took all of his photographs in black and white. I have also looked at Charlie White who takes very linear photographs of the landscape and has lots of pathways and impressive man-made structures. I have looked at Edward Burtynsky who takes very industrial and manufactured landscapes. They are mostly man-made and show how amazing the manufactured landscape can be. I am most interested by Edward Burtynsky and how the huge man-made structures enhance the landscape and break it up making it more ascetically pleasing.

Other areas I wish to explore is the manufactured landscape and how it looks compared with the natural landscape. I might also look at how nature can also influence man-made structures and how and gradually over time reclaim them.

Photoshoot 1



DSC_0094.JPG

DSC_0095.JPG

DSC_0096.JPG

DSC_0099.JPG



DSC_0100.JPG

DSC_0101.JPG

DSC_0103.JPG

DSC_0106.JPG



DSC_0109.JPG

DSC_0112.JPG

DSC_0114.JPG

DSC_0115.JPG



DSC_0118.JPG

DSC_0132.JPG

DSC_0142.JPG

DSC_0152.JPG



DSC_0162.JPG

DSC_0163.JPG

DSC_0175.JPG

DSC_0177.JPG



Perfect starting point

Bristol Suspension Bridge by Brunel would have seemed undoable in its time. Brunel's industrial designs are legendary and are seen as object of beauty creating balance between made-made structures and natural environment. It was very easy to create good photographs and this is partly due to Brunel's good design and the stunning environment.



I like this as it has dramatic angles and a low view point, it is part of the design and has a visual impact





Suicide hotspot

This is a known landmark for people committing suicide. Is this a result of modern society, industrialisation has made us loose concepts of family, with a rise in mental health issues which could be caused by capitalism.

Edward Burtynsky

Edward Burtynsky is a Canadian photographer, born 22 February 1955 he takes very industrial landscape photographs. In his photograph highway, he shows the road breaking up the houses but also how the road has had to curve around the houses showing they have the ultimate control over the path of the road and it has to move out of the way of houses to keep going. All the roads going everywhere show how complicated the manufactured landscape is. The roads also all split into two also shows how complex the landscape is and how many ways it has to change as the urban sprawl spreads across the landscape. It has smaller roads going dead straight through the houses. It shows the bigger road has to move between the houses whereas the smaller roads just go dead straight even if there are houses in the way. All the roads lead to the vanishing point in the distance towards the mountains. There are also some very tall buildings towards the end of the vanishing point which stand out as all other buildings are very small and all very similar. This gives the perspective that the road goes on forever and draws your attention to the horizon and mountains.

In this photograph he has used golden section and has not put the road straight down the middle but off to the left giving it good competition. The road does off to the right but I am not sure that it is in the golden section. Usually to enhance sense of perspective artists use vertical lines more centrally. It makes composition more dramatic. He has also used good perspective and take the photograph from above rather than taking it at head height, it makes him look like a god looking down on everyone as he is very high up. This makes it very powerful. The lighting is very good and has a warm orange feel with the orange and misty sky. This enhances it as it gives it a happy feel about it. The sunset is also very interesting as it is just behind the mountains and produces a mix of orange and grey sky. The road is like a steely grey colour which shows it is very dull compared to all the houses. The tiny houses create a texture like a carpet and it is not about the detail but the mass amount of them that would be endless if the mountains didn't stop them. They are all perfectly in line fitting around the smaller roads and making the bigger road bend around the houses.

I will use this in my work by looking at pathways and rivers and how they can impact the landscape or how the landscape breaks up the roads and rivers and what impact man-made structures can have on the environment and how they change them. How long pathways, roads and rivers can be never ending but stopped or changed by the natural or manufactured landscape.



Photoshoot 2



DSC_0186.JPG DSC_0191.JPG DSC_0194.JPG DSC_0199.JPG DSC_0207.JPG DSC_0209.JPG DSC_0412.JPG DSC_0414.JPG DSC_0416.JPG DSC_0419.JPG DSC_0433.JPG DSC_0434.JPG



DSC_0214.JPG DSC_0219.JPG DSC_0228.JPG DSC_0240.JPG DSC_0241.JPG DSC_0254.JPG DSC_0435.JPG DSC_0439.JPG DSC_0440.JPG DSC_0441.JPG DSC_0442.JPG DSC_0445.JPG



DSC_0256.JPG DSC_0262.JPG DSC_0268.JPG DSC_0273.JPG DSC_0276.JPG DSC_0289.JPG DSC_0452.JPG DSC_0455.JPG DSC_0461.JPG DSC_0463.JPG DSC_0465.JPG DSC_0469.JPG



DSC_0293.JPG DSC_0295.JPG DSC_0299.JPG DSC_0308.JPG DSC_0310.JPG



DSC_0546.JPG DSC_0554.JPG DSC_0572.JPG DSC_0600.JPG DSC_0612.JPG

Forest of Dean

Area of post industrialisation.
Lots of structures in decline.
Balance being fought between nature and man-made structures. To do with wood/river/Industry.



These photographs show nature reclaiming a man-made church.



Amazing how structures survive over a period of time and the use of stone in building works in balance with the environment. When a building is in decline it sinks back into the landscape. Derelict stone buildings are seen as fairytale or romantic.



River Sever. In Roman times Lydney Docks would have been very important, transporting iron to Britain. But fighting the tide would always be a challenge. I find the boats are also very nostalgic of how life used to be.



Lichen growing over stone reclaiming it. Texturally more interesting than brand new shiny stone.

Photoshoot 3 Clearwell Caves




DSC_0507.JPG DSC_0508.JPG DSC_0509.JPG DSC_0510.JPG DSC_0511.JPG DSC_0512.JPG



DSC_0513.JPG DSC_0514.JPG DSC_0515.JPG DSC_0516.JPG DSC_0518.JPG DSC_0519.JPG



DSC_0520.JPG DSC_0521.JPG DSC_0522.JPG DSC_0523.JPG DSC_0524.JPG DSC_0525.JPG



DSC_0526.JPG DSC_0527.JPG DSC_0528.JPG DSC_0529.JPG DSC_0530.JPG DSC_0531.JPG



DSC_0177.JPG DSC_0178.JPG DSC_0181.JPG DSC_0182.JPG DSC_0184.JPG DSC_0185.JPG



DSC_0186.JPG DSC_0187.JPG DSC_0190.JPG DSC_0191.JPG DSC_0192.JPG DSC_0193.JPG



DSC_0494.JPG DSC_0495.JPG DSC_0496.JPG DSC_0497.JPG DSC_0498.JPG DSC_0499.JPG



DSC_0500.JPG DSC_0501.JPG DSC_0502.JPG DSC_0503.JPG DSC_0504.JPG DSC_0505.JPG



DSC_0532.JPG DSC_0533.JPG DSC_0534.JPG DSC_0535.JPG DSC_0536.JPG DSC_0537.JPG



DSC_0538.JPG DSC_0539.JPG DSC_0540.JPG DSC_0541.JPG DSC_0542.JPG

Used for mining since bronze age. I found some colours very dark and dull; but others were very vibrant and bright. The caves shows scarring from the mining process.

Photoshoot 3



DSC_0507.JPG DSC_0508.JPG DSC_0509.JPG DSC_0510.JPG DSC_0511.JPG DSC_0512.JPG DSC_0477.JPG DSC_0479.JPG DSC_0481.JPG DSC_0482.JPG DSC_0484.JPG DSC_0485.JPG DSC_0532.JPG DSC_0533.JPG DSC_0534.JPG DSC_0535.JPG DSC_0536.JPG DSC_0537.JPG



DSC_0513.JPG DSC_0514.JPG DSC_0515.JPG DSC_0516.JPG DSC_0518.JPG DSC_0519.JPG DSC_0486.JPG DSC_0487.JPG DSC_0490.JPG DSC_0491.JPG DSC_0492.JPG DSC_0493.JPG DSC_0538.JPG DSC_0539.JPG DSC_0540.JPG DSC_0541.JPG DSC_0542.JPG



DSC_0520.JPG DSC_0521.JPG DSC_0522.JPG DSC_0523.JPG DSC_0524.JPG DSC_0525.JPG DSC_0494.JPG DSC_0495.JPG DSC_0496.JPG DSC_0497.JPG DSC_0498.JPG DSC_0499.JPG



DSC_0526.JPG DSC_0527.JPG DSC_0528.JPG DSC_0529.JPG DSC_0530.JPG DSC_0531.JPG DSC_0500.JPG DSC_0501.JPG DSC_0502.JPG DSC_0503.JPG DSC_0504.JPG DSC_0506.JPG









Some parts beautiful and some are brutal. The underground environment is claustrophobic and makes you crave the sky and greenery. It is very overwhelming down there. That's why balance is really important to create interesting photographs of industrial landscapes.

Matthew Merrett



He was born in Canada and has been taking photographs over 15 years his date of birth is unknown. He takes urban and decay photographs. In his photograph with an abandoned fair ride he shows the old bumper cars sitting there rotting away. The bumper car has a big X on front of it to show that it doesn't work and is old. It is still connected to the main structure by a rusty old beam. It is very dark photograph with low light apart from the sky which is trying to break through the trees and top structure of the old abandoned bumper car frame as if it's trying to reclaim it. There is only 1 red car and 4 yellow cars showing how they are slowly going as they are being reclaimed by the landscape.

In this photograph the bumper car is slightly to the left using golden section very well as it draws your attention to the bumper car. All the cars are yellow which is very bright in photograph also drawing your attention. The colour of the bumper cars are a similar colour to the landscape and plants showing they are reclaiming it. They have negative aspects because they show humans wastefulness but are still beautiful because the shapes and colours created are incredibly visually attractive and bright. It is taken from head height to show how we look at it giving it impact.

I will use this in my work by looking at how the nature has control and how it impacts items in the landscape. And to look at objects in the landscape and negative objects that are also beautiful.



Photoshoot 4

This used to be old RAF barracks and is seriously in decline.

It is a decaying building that makes a more interesting statement about industrialization, the modern world and temporary structures used during World War 2.









DSC_0353.JPG DSC_0356.JPG DSC_0359.JPG DSC_0360.JPG DSC_0362.JPG DSC_0363.JPG DSC_0366.JPG



DSC_0619.JPG DSC_0620.JPG DSC_0621.JPG DSC_0624.JPG DSC_0625.JPG DSC_0626.JPG DSC_0627.JPG



DSC_0371.JPG DSC_0375.JPG DSC_0377.JPG DSC_0380.JPG DSC_0381.JPG DSC_0386.JPG DSC_0387.JPG



DSC_0628.JPG DSC_0629.JPG DSC_0630.JPG DSC_0631.JPG DSC_0632.JPG



DSC_0390.JPG DSC_0391.JPG DSC_0392.JPG DSC_0395.JPG DSC_0396.JPG DSC_0398.JPG DSC_0401.JPG



DSC_0402.JPG DSC_0411.JPG DSC_0611.JPG DSC_0613.JPG DSC_0614.JPG DSC_0616.JPG DSC_0618.JPG

Photoshoot 5 - scrapyard

Another result of industrialization which is visually interesting is scrapyards. Narrative, sad and full of human wastefulness.







Turner

Turner is a painter who was born in 1775 who did English romantic paintings. In his painting looking at the boat he shows a modern more modern boat that uses steam power as a towing vessel of the beautiful majestic sailing ship. It is very sad as the need of an era, it has a romantic quality of missing the past. boat towing an old boat. The new boat is a lot smaller than the old boat showing how much more advanced it is to be able to tow such a large boat. There is also a smaller boat behind it that it might also be towing. He is showing how the modern industrialized world is taking over the new old world but is trying to restore it.

The bright colours coming from the modern ship are also making it beautiful and not just usual black smoke. It was painted in the romantic period which glorified of all the past and nature and focused its emphasis on emotion and individualism. He has used golden section well and positioned the boats to the left not straight down the middle. It is very romantic especially with the sky and how bright it is. He has used bright colours that make it beautiful. The sky is full of smog mixed with the colours of the setting sun which is extremely symbolic. The colours and style of the painting add to the drama and mood of the piece. Turner was the first artist to do this. Hence why he is known as the father of impressionism. It shows how light and dark and very effective in creating a dramatic image with an exchanged dialogue.

These ships are almost like ghosts and this is very symbolic. It shows that looking both in the past and in the future creates a dynamic and unreeling images. A plain image without these added elements would no communicate these emotions.

I plan to look at the sky in my own work and how it can add a different quality to an image.





DSC_0938.JPG DSC_0939.JPG DSC_0940.JPG DSC_0941.JPG DSC_0942.JPG DSC_0943.JPG



DSC_1003.JPG DSC_1004.JPG DSC_1006.JPG DSC_1008.JPG DSC_1010.JPG DSC_1013.JPG



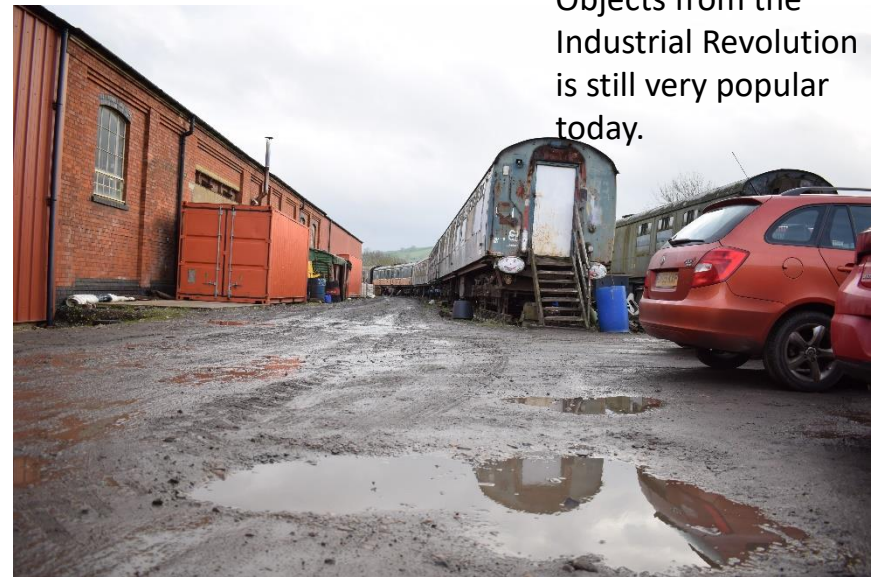
DSC_1014.JPG DSC_1016.JPG DSC_1017.JPG DSC_1019.JPG DSC_1021.JPG DSC_1023.JPG



DSC_1024.JPG DSC_1028.JPG DSC_1029.JPG DSC_1033.JPG DSC_1034.JPG DSC_1035.JPG



DSC_1036.JPG DSC_1037.JPG DSC_1038.JPG DSC_1039.JPG




Photoshoot 6

Very nostalgic. People become obsessed with objects from the past. They pay a lot of money for train rides. Objects from the Industrial Revolution is still very popular today.



This is showing the industrial decline in the landscape. Weather not suitable to capture skies I was after.



I tried turning up the curves in Photoshop to make the sky more dramatic and then added different coloured filters. The change in colour makes it more appealing by adding mood. It is in a very similar style to Turner's romantic approach to the landscape.

Interim


The environment is always changing and constantly in flux, sometimes this can be good or bad. Most of the time it changes due to the humans impacting it. So far I have explored scrap yards, docks, derelict places and I find them interesting. They have negative aspects because they show humans wastefulness but are still beautiful because the shapes and colours created are incredibly visually attractive. They show how objects impact on the landscape. I have also looked at scars in the landscape and how they affect it. I went to Clearwell Caves and saw how it has changed over time. I took photographs in the nearby Magic Wood which had lots of large holes which used to be caves but have collapsed over time. These were interesting as they showed how the landscape is constantly changing due to human activity.

I have done artist evaluations on both Edward Burtynsky and Mathew Merrett. I like Edward Burtynsky photograph of a highway as it explores how the environment has been split up by humans and how visually impacting this is. It shows a manufactured landscape. Edward Burtynsky says that by destroying nature we are destroying ourselves. Mathew Merrett looks at beauty in decay within the landscape. I find his work interesting as it shows a landscape that is being destroyed and ruined but is still beautiful.

Docks has become my focus as they are constantly changing and show this.

Change is good and exciting. The industrial landscape continues to interest and inspire me. The structures within them are exciting and create dynamic photographs. I am aware that the message of pollution and destruction could be followed at this point. Nevertheless, I want to focus on the positive aspects such as how industry shows progress, inventiveness and how it enhances the environment. Bristol suspension bridge is a prime example of this. Seeing the different phases of industry in one picture is intriguing because it shows the progression of human endeavour and design. For this reason I have been constantly drawn to docklands. They are visually interesting and are places where industry is still happening. Humans look tiny with huge boats and next to man-made structures. Scale is something that also appeals to me. For these reasons, I want to look at Ansel Adams as he captures huge landscapes and his techniques communicate the power of these environments. To communicate the positive aspects of the power of the industrial landscape in flux is a major part of my project. I plan to use JW Turner work because of the way he deals with the death of a man-made structure and how he creates romance around its demise. I am going to continue to use docks as my places of interest. There are many in the surrounding area, all with different histories and purposes.

Photoshoot 7 Sharpness docks







Ansel Adams was born in 20 February 1902 and took black and white landscape photographs. This photograph of a road shows something in the distance going along the road. He developed the zone system which meant he could adjust the contrast of the final print to make it more dramatic.

Colour photographs had been around for a while now but Ansel Adams still decided to use black and white, it gives it more impact and especially with the sky. Adams has not used the golden section using the symmetrical nature of the whole lane of the road to enhance the depth and perspective the white line standing out more because of the black and white of the photograph. He has got a very high contrast where the blacks are very dark and the white going down the middle of the road is a very bright white this makes it stand out more drawing your attention.

In this photograph of a road it shows the road cutting down through the trees on each side and is almost perfectly straight showing man trying to take over the landscape. The road has 4 bright white lines going dead straight down it and shows its boundaries compared to the dull dark black trees on the side, the 2 white lines on the edge of the road are showing the change between landscape and man made roads. You can also see white on the side of the road on the grass where it might have been snowing as if it is starting to be taken over by mankind and it is slowly taking the trees away. In the picture it makes you focus your attention straight down the road with the trees forcing it all the way down until you see the white object. It could be a human or some kind of vehicle. This photograph works well on many levels. In some ways it is just a boring everyday road but its pure length and straightness makes it dramatic with the flat landscape. The lines give a symmetrical quality, it makes us want to travel along it. It strikes me that this would be a very boring landscape if it wasn't for the road.

The sky with its clouds are also essential. They create depth and drama leading us ultimately to the horizon line. On that plane skies are very dramatic. Adams only took photographs of truly dramatic landscapes. Many demonstrate the qualities of the American landscape. The wilderness gradually being tamed by man.

Route 66 has been famously photographed and documented. The photographic book 'The Americans' by Robert Frank is about the people documented on a road trip through the road. Landscapes with human occupation is interesting. The documentation makes it interesting and romantic. The road has brought human occupation and industrialization. It has brought life to an otherwise barren landscape.



Photoshoot 8 – Bristol docks



DSC_0801.JPG DSC_0802.JPG DSC_0803.JPG DSC_0804.JPG DSC_0805.JPG DSC_0807.JPG



DSC_0808.JPG DSC_0809.JPG DSC_0810.JPG DSC_0812.JPG DSC_0814.JPG DSC_0815.JPG



DSC_0816.JPG DSC_0817.JPG DSC_0818.JPG DSC_0820.JPG DSC_0821.JPG DSC_0822.JPG



DSC_0823.JPG DSC_0826.JPG DSC_0827.JPG DSC_0832.JPG DSC_0833.JPG DSC_0834.JPG



DSC_0836.JPG DSC_0837.JPG DSC_0838.JPG DSC_0840.JPG DSC_0841.JPG







Photoshoot 9 – return to Bristol suspension bridge



DSC_0743.JPG DSC_0744.JPG DSC_0746.JPG DSC_0747.JPG DSC_0751.JPG DSC_0752.JPG



DSC_0754.JPG DSC_0755.JPG DSC_0756.JPG DSC_0762.JPG DSC_0763.JPG DSC_0766.JPG



DSC_0767.JPG DSC_0771.JPG DSC_0773.JPG DSC_0776.JPG DSC_0777.JPG DSC_0778.JPG



DSC_0781.JPG DSC_0782.JPG DSC_0790.JPG DSC_0791.JPG DSC_0794.JPG DSC_0795.JPG





I am very happy with these last photographs. They clearly show the industrial landscape in flux, but I want to add more drama to my work. I am going to work more on dramatic weather to produce a final piece.



DSC_0842.JPG DSC_0843.JPG DSC_0844.JPG DSC_0845.JPG DSC_0846.JPG DSC_0847.JPG



DSC_0848.JPG DSC_0849.JPG DSC_0850.JPG DSC_0851.JPG DSC_0852.JPG DSC_0853.JPG



DSC_0854.JPG DSC_0855.JPG DSC_0856.JPG DSC_0857.JPG DSC_0858.JPG DSC_0859.JPG



DSC_0860.JPG DSC_0861.JPG DSC_0862.JPG DSC_0863.JPG DSC_0864.JPG DSC_0865.JPG



DSC_0866.JPG DSC_0867.JPG DSC_0868.JPG DSC_0869.JPG DSC_0870.JPG DSC_0871.JPG



DSC_0872.JPG DSC_0873.JPG DSC_0874.JPG DSC_0875.JPG DSC_0876.JPG DSC_0877.JPG



DSC_0878.JPG DSC_0880.JPG DSC_0881.JPG DSC_0882.JPG DSC_0883.JPG DSC_0884.JPG



DSC_0885.JPG DSC_0886.JPG DSC_0887.JPG DSC_0888.JPG DSC_0889.JPG DSC_0890.JPG



DSC_0891.JPG DSC_0892.JPG DSC_0893.JPG DSC_0894.JPG DSC_0895.JPG DSC_0896.JPG



DSC_0897.JPG DSC_0898.JPG DSC_0899.JPG DSC_0900.JPG DSC_0901.JPG DSC_0902.JPG



DSC_0903.JPG

Photoshoot 10 Gloucester

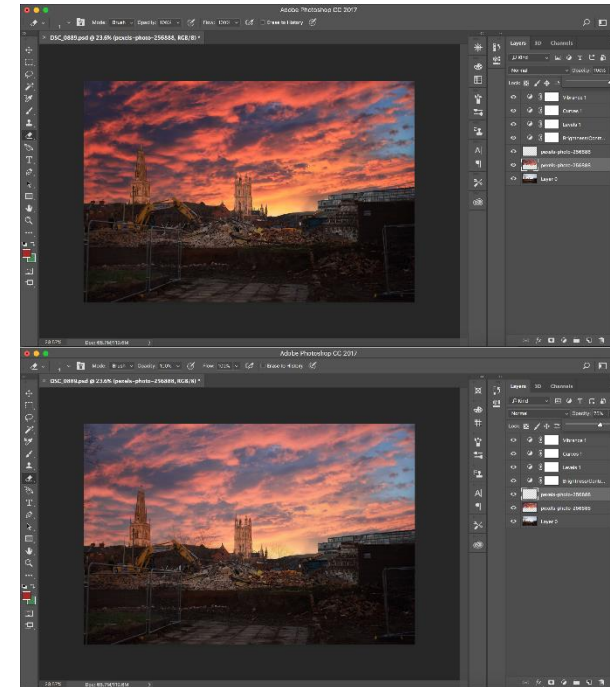
Looking for a site with is combination of decay, history, landscape, design and industrialization
Needed a day with dramatic sunset or weather to record natural flux.



A great deal of linear construction in this piece but is more about building and does not show complete cycle of construction, destruction changeability of industry over time.




I tried editing the sky by layering an image on top I turned down the opacity to make the sky blend more.



When zoomed in on some parts are a little white were I removed to much of the sky leaving some of the old sky, but was able to tidy this up. I tried this as the sky was boring and very grey



To do this I took the image and out it on top. I turned down the opacity so I could see the image under it and used the eraser tool to remove the sky were it covered a building or anything that was not the sky





Sums up all work
It has drama,
shows different
phases of
industrialization
in the landscape.
The sky adds
interesting
colour.

Final evaluation

The study of industrial flux within the landscape has taken me to many sites. It became clear that a sense of decay created a powerful image, but one that also showed redevelopment and gave an ever continuing cycle to the flux. This I felt was most representative of the modern world. In my last piece the dramatic sky added another layer of meaning. Showing the turning of the days and how the natural flux in the world is part of life. Not scary or destructive but beautiful and romantic. My most influential artist was Turner because he adds drama through colour and made me think about the landscape in a different way.

Industrial flux within the landscape

The industrial flux within the landscape is an area that really interests me. I have found that in many places there is evidence of past industrialization and I wish to explore whether this adds to the beauty of the landscape or changes it irreversibly for the worse.

It could be said this is all down to personal point of view but increasingly industry past and present is used to create artwork. For example Turners ground breaking romantic paintings of boats in decline or Mathew Merrett's obsession with beauty in decay. Both comment on an industrial and changing landscape. I want to look into how the artist can romanticise a destroyed landscape and how they help us to see the effects of human endeavour. I find it fascinating that a place can be so ugly can be transformed into a thing of beauty. Is there really beauty in decay or does it simply just make a boring landscape more interesting. Does the natural light from the sun transform even the dullest place and does this give nature the ultimate power over man constructions. Industrialization is a brutal thing and leads to the decimation of the landscape. However mans inventiveness to create machinery and structures can create a new beautiful, or aesthetically pleasing landscape.

Places like Bristol which have structures such as the suspension bridge extending across a natural gorge are exceptionally striking but its status as a suicide platform points out the stark reality of post-industrial Britain. Edward Burtynsky is going to be my first artist because he is a perfect example of how amazing photographs can be taken of industrial landscapes, showing both enhance beauty while questioning the morality of so much man induced flux.

Edward Burtynsky is a Canadian photographer, born 22 February 1955 he takes industrial landscape photographs. In his photograph highway, he shows the road breaking up the houses but also how the road has had to curve around the houses showing they have the ultimate control over the path of the road and it has to move out of the way of houses to keep going. All the roads going everywhere show how complicated the manufactured landscape is. The roads also all split into two also shows how complex the landscape is and how many ways it has had to change as the urban sprawl has spread. It has smaller roads going dead straight, seemingly though the houses. It shows the bigger road has had to move between the houses, weaving its way though the chaotic expansion of the landscape. All the roads lead to the vanishing point in the distance towards the mountains. There are also some very tall buildings towards the end of the vanishing point which stand out as all other buildings are very small and all very similar. This gives the perspective that the road goes on forever and draws your attention to the horizon and mountains.

In this photograph he has used golden section and has not put the road straight down the middle but off to the left giving it good composition. Usually to enhance the sense of perspective artists use vertical lines more centrally. It makes composition more dramatic. He has used good perspective and take the photograph from above rather than taking it at head height, it makes us feel like a god looking down on everyone. This makes it very powerful. The lighting is very good and has a warm orange feel with the orange and misty sky. This enhances it as gives it a happy feel about it. The sunset is also very interesting as it

Is just behind the mountains and produces a mix of an orange and grey sky. The road is like a steely grey colour which shows it is very dull compared to all the houses. It adds mood and more meaning to the photograph. The tiny houses create a texture like a carpet and it is not about the detail but the mass amount of them that would be endless if the mountains didn't stop them. They are all perfectly in line fitting around the smaller roads and making the bigger road bend around the houses.

Burtynsky's work is a document about large industrial landscapes. They make you question how a landscape is changed by human building. There is a beauty in his work but it raises questions of how mass population growth dramatically changes the landscape. Also how large cities are changing huge aspects of the planet in the name of economic growth. For this reason I want to look at the 'Beauty in Decay' artists next and particularly Mathew Merrett as they investigate the concepts of how the decline of an industrial society can be visually beautiful but also highlight human wastefulness and how nature often fights to reclaim taken spaces.



Matthew Merrett was born in Canada and has been taking photographs over 15 years. He takes urban and decay photographs.

In this particular photoshoot Merrett went to Chernobyl. This is a particularly interesting place because of the nuclear reactor explosion that happened there over 30 years ago. Because of the radiation the town has been sealed off and abandoned for most of this period of time. Despite the radiation levels being dangerously high nature has started to reclaim this ghost town. Merrett and other photographers were allowed in for a short time to capture what this town now looks like. The photographs are stunning and sometimes beautiful as the rust, decay and return of nature combines to make extremely interesting images.

In his photograph with an abandoned fair ride he shows the old bumper cars sitting there rotting away. The bumper car has a big X on front of it to show that it doesn't work and is old. It is still connected to the main structure by a rusty old beam. It is a very dark photograph with low light apart from the sky which is trying to break through the trees and top structure of the old abandoned bumper car frame as if it's trying to reclaim it. There is only 1 red car and 4 yellow cars showing how they are slowly going as they are being reclaimed by the landscape.

In this photograph the bumper car is slightly to the left using the golden section very well as it draws your attention to the bumper car. All the cars are yellow which is very bright in photograph also drawing your attention. The colour of the bumper cars are a similar colour to the landscape and plants showing they are reclaiming it. They have negative aspects because they show humans wastefulness but are still beautiful because the shapes and colours created are incredibly visually attractive and bright. It is taken from head height to show how we look at it giving it impact.

Mathew Merrett undoubtedly shows that industrial decay is beautiful. I would see the original city of Chernobyl as being boring. This work works on many levels it can only be achieved when visiting particular sites. I want to investigate further into how industrialization adds layers of interest and beauty into every day landscapes and whether cities without this are lacking depth and interest. Can somewhere so polluted as a city be beautiful and can the witness of the destruction of the landscape be something that can be romanticized. Flux in the landscape adds a narrative which would otherwise not be there.



J.W Turner is a painter who was born in 1775 who did English romantic paintings. In this painting looking at the boat he shows a modern more modern boat that uses steam power as a towing vessel of the beautiful majestic sailing ship. It is very sad end of an era, it has a romantic quality. The new boat is a lot smaller than the old boat showing how much more advanced it is to be able to tow such a large boat. There is also a smaller boat behind it that it might also be towing. He is showing how the modern industrialized world is taking over the new old world and romanticising the past.

The bright colours coming from the modern ship are also beautiful; not just usual black smoke. It was painted in the romantic period which glorified of all the past and nature and focused its emphasis on emotion and individualism. Turner has used the golden section well and positioned the boats to the left not straight down the middle. The colours from the setting sun caught under the smoke add to the mood and meaning of the piece. The colours and style of the painting add to the drama and mood of the piece. Turner was the first artist

to do this. Hence why he is known as the father of imprecision. It shows how light and dark and very effective in creating a dramatic image with an exchanged dialogue.

These ships are almost like ghosts and this is very symbolic. It shows that looking both in the past and in the future creates a dynamic images. A plain image without these added elements would no communicate these emotions or enrolee such a need to discuss.

Ansel Adams uses these techniques in his dramatic photographs of the American landscape. Translating techniques used in painting to a new medium of silver plate.



Ansel Adams was born in 20 February 1902 and took black and white landscape photographs. This photograph of a road shows something in the distance going along the road. He developed the Zone System which meant he could adjust the contrast of the final print to make it more dramatic.

Colour photographs had been around for a while now but Ansel Adams still decided to use black and white, it gives it more impact and especially with the sky. Adams has not used the golden section using the symmetrical nature of the whole lane of the road to enhance the depth and perspective the white line standing out more because of the black and white of the photograph. He has got a very high contrast where the blacks are very dark and the white going down the middle of the road is a very bright white this makes it stand out more drawing your attention.

In this photograph of a road it shows the road cutting down through the trees on each side and is almost perfectly straight showing man trying to take over the landscape. The road has 4 bright white lines going dead straight down it and shows its boundaries compared to the dull dark black trees on the side, the 2 white lines on the edge of the road are showing the change between landscape and man made roads. You can also see white on the side of the road on the grass where it might have been snowing as if it is starting to be taken over by

mankind and it is slowly taking the trees away. In the picture it makes you focus your attention straight down the road with the trees forcing it all the way down until you see the white object. It could be a human or some kind of vehicle. This photograph works well on many levels. In some ways it is just a boring everyday road but its pure length and straightness makes it dramatic with the flat landscape. The lines give a symmetrical quality, it makes us want to travel along it. It strikes me that this would be a very boring landscape if it wasn't for the road.

The sky with its clouds are also essential. They create depth and drama leading us ultimately to the horizon line. On that plane skies are very dramatic. Adams only took photographs of truly dramatic landscapes. Many demonstrate the qualities of the American landscape. The wilderness gradually being tamed by man.

Route 66 has been famously photographed and documented. The photographic book 'The Americans' by Robert Frank is about the people documented on a road trip through the road. Landscapes with human occupation is interesting. The documentation makes it interesting and romantic. The road has brought human occupation and industrialization. It has brought life to an otherwise barren landscape.



I think that industrialisation adds to the beauty of the landscape I have proved this by the artists I have looked at. Burtynsky shows this as without industrialization it would be a boring barren landscape but industrialization has made it more interesting. I find the colours attractive in the photographs especially the sky and how romantic it is, this is shown by the photographs and artwork I have looked at and how a lot of them focus on the sky. Turner has got amazing beautiful sky's in his paintings which use vibrant colours, Ansel Adams also has a dramatic sky which creates impact and adds to what could be a boring photograph without the sky. We need to be able to read the history of a place and wonder at human endeavour to understand it.

Bibliography

Art of the 20th Century - Taschen

Turner's Rivers, Harbours and Coats – Eric Shanes

[http://www.hurstpierpointcollege.co.uk/jamesodell/?page_id=36\](http://www.hurstpierpointcollege.co.uk/jamesodell/?page_id=36)

<http://anseladams.com>

<https://www.edwardburtynsky.com>

[https://en.wikipedia.org/wiki/J. M. W. Turner](https://en.wikipedia.org/wiki/J._M._W._Turner)

<http://www.tate.org.uk/art/artists/joseph-mallord-william-turner-558>

<https://photolondon.org/event/photo-london-master-of-photography-edward-burtynsky/>

<https://prezi.com/y5jdxgi0ifxz/mathew-merrett/>