



Pearson

# **GCE A Level Advanced Art and Design**

**Photography  
Component 2**

**MADDIE**

**Total Mark 30**

	<b>A01 Develop</b>	<b>A02 Explore and Select</b>	<b>A03 Record</b>	<b>A04 Realise</b>
<b>Mark</b>	7	8	7	8
<b>Performance Level</b>	3	3	3	3
<b>Total out of 72</b>				30

# General Photoshoot... 1



↳ The windows can either represent freedom or limitations → airway to house, but also encloses for privacy

↳ doorway creates a restriction and sense of privacy.



↳ bushes and plants used to buy and mask door/windows  
↳ gateway blocks houses for more privacy.  
↳ nature reclaiming man made objects.



Are we limited by possessions / clutter?  
throwing away physical objects creates a sense of clarity, / relates to religion and philosophy.



looks religious / place of worship?



Shows the contrast between freedom + limitations. Shutters create privacy, but window reflection represents freedom.

clutter inside being enclosed by a window.



sign says 'welcome to our partyhouse' but the red is a very eye catching colour usually representing a warning as in 'stay away' or is often interpreted as promissuous. cats are often related to freedom - free roaming animals, not enclosed like zoo animals.




→ signs can either be limiting or welcoming.  
 → old man - age restrictions?



→ garden and self expression through garden → self expression  
 → freedom to be ugly



↳ limited → bush/plant cut off



place of worship - freedom to express religion, makes people feel reassured and happy - taking away negativity  
 feel more free spirited

and therefore making people feel with a positive mind.

door ways allow people to leave and enter, whilst also obtaining privacy. On a church, it makes people feel that they can have access to a place that is known for clearing the mind.



↳ planks overlapped creates limits, no room, but also getting rid of clutter is freeing.



↳ windows → freeing → also shows protection/privacy  
 ↳ closed sign? → signs can suggest being welcome and limiting.



↳ my / plants over man made objects → growing over unnatural



↳ books = freedom of dreaming. = freedom of literature.

windows create a sense of freedom/access, however when closed + blurry creates a misty fog over the front, making it limited, just as the reflection, which then becomes distorted and unclear, but is still somehow freedom in a way. The distortion makes the image appear dream-like

travel = freedom to travel/dream



relates to travel - old + been left.

abandoned car creates a freedom to wonder and trespass.



explore how zoo animals aren't free?

↳ cobwebs create a sense of freedom for creatures.

↳ freedom of expression



↳ we all use of plants.

enclosed - phobia - claustrophobia



↳ flowers → freedom of budding / traveling, regarding what it limits it.



# Enlargements...



I have decided to enlarge this photograph because, firstly I thought that it was a really interesting composition. I liked the way the branches are growing over the wall creating a really interesting pattern, weaving in and intertwining with each other. I found that the idea of nature regrowing and reclaiming it's own was a really interesting idea. Not only is this showing 'limitations', in the way it squeezes the man made material, gradually destroying it, almost like a snake that

ingests it's prey after capturing it, but it also shows freedom in the way nature is growing and bursting through everything that humans have built and made. It shows that no matter what humans try to put over the top of our beautiful nature, it will always grow back and reclaim it's own. It will stop at nothing until it is allowed to breathe as it should be able to breathe. Are humans destroying the planet? Would the world be healthier without the existence of mankind? I also decided to edit the photograph by darkening the shades in the roots and putting it in black and white. I felt that this made the photograph appear a lot darker and meaningful at the same time.



I decided to enlarge this photograph because I thought it, again, was a very good example of both freedom and limitations. I felt that because it is a photograph of a skip with lots of old / unwanted possessions from a house, which can relate to the religious idea of clearing the soul by getting rid of unwanted items, it's almost like saying to yourself you're going to have a

fresh start, with no bad memories. This made me think about getting into more detail about religion / philosophical beliefs. It also shows limitations in another way of interpreting this photograph in the way that because there are so many different objects / sharp items that have been checked in, that it would be difficult to get an object back out of there, or for example if someone was trapped underneath, it would act like a sort of suffocation, very dangerous. Through looking at it from this perspective it could metaphorically be representing something that makes people feel suffocated / heavy load / or some sort of weight / danger, or it could just be the fact it's an interesting composition creating an abstract image.



I decided to enlarge this image because not only did I think as an image itself it was very strong and impactful because I made sure that when I took it, the focus was directly on the facial features and patterns in the fur. I found that as well it had a really interesting idea behind it. I think that the concept of animal freedom and animal rights is really interesting.

Cats are very free roaming animals. They do just as they please and they aren't necessarily trapped behind bars like a lot of animals are in zoos etc... I think that they are taken very good care of as animals, but they are taken away from their natural environment, which firstly isn't healthy for them, and secondly claiming that they're saving them from poachers etc, is all well and good until there is nowhere left for them to get released into because of humans taking advantage of nature and destroying animals homes - relates back to the idea of nature taking back it's own → humans take over where nature is making it difficult for nature / animals to survive.



I have chosen to enlarge this photograph because not only did I think the black and white filter at the top of the photograph makes the composition quite old fashioned and interesting. Looking at places of worship as a part of my general photo shoot made me think about freedom of religion and how, in society, people aren't accepting of people's different religions and tend to stereotype them into different categories. This then goes on and relates to lots of different issues in society and how nature is getting resolved with them. Architecturally I also think that it's a very interesting concept as well. Because I have converted it into black and white it creates an old fashioned atmosphere, and adding dimension to the photograph. The tones in it add contrast and dimension. This also relates to the philosophical idea of people releasing new old memories and clearing the soul.



This photograph was interesting to me because it not only shows very interesting shutters in the ← windows are quite religious looking, as in they look like they would appear in a place of worship by the beautiful patterns. It also shows a really interesting separation between the reflection of the sky / roof and the shutters. People have shutters in their windows for some privacy, but the reflection above them makes a distortion / freedom of vision.

# Photoshoot 2

- all the red lighting creates a sort of distortion / darkness / gloomy image.  
 → all of them are facing the lens as if a cry for help



↳ trying to run away, trapped.

- trapped / confined  
 - looks like a type of science experiment



↳ feathers used as an accessory / clothes in fashion → animal fur and animal rights? → tiger / lion hair used in fur clothing → kills animals for fashion → they deserve to be seen in the way they are trapped inside of. → abstract position of birds make them appear distressed? → they deserve to be seen in the way they are trapped inside of.



asking if the male lions where you can see the fur, it would be like an 'achievement' to kill wild life and stuff / skin them.

↳ here you can see the lion eating meat → shows that they should be in their environment used to be the 'rich and wealthy' → also used in science museums animals achieved the most etc... etc...



↳ skin is used in fashion for human use. they are put in cages etc., and humans claim that they are 'saving them' from poachers etc... But at the same time they are keeping them in a confined space which isn't helping.



I think that this photograph is interesting as it shows various different aspects of captivity → facial expressions show that they want to leave also are facing the idea of wanting to be free



↳ facial expression shows sadness nature = prey?

→ makes skin is used in fashion → humans take away their right to be animals kept in confined spaces.

birds are a perfect example of free animals, yet are kept in a place for the enjoyment of human beings. water, a part of nature acts as



trying to fly away but can't.

↳ impactful picture because of the colour contrast between white and turquoise / blue

↳ particularly impactful image.



↳ walking towards members of public but can't actually contact us / make reply.

almost just like people if they have spent too much time with each other.

↳ Documentary photograph. Shows all the different types of birds all showed together unwillingly as shown in this, the pelicans are having a go at each other.



↳ represents animals in society as they are not free to have rights. Also represents society as well, and how we are always taught to act a certain way, sometimes unable to escape




trying to break through

↳ in this photograph the bird has its mouth slightly open as if it's screaming for help.

↳ this shows someone petting the animal and actually showing some care / affection making them slightly happy.

↳ facing it's back to us, creating a solemn atmosphere from this you can also see other horses, birds and animals are kept in the enclosure



↳ this image shows the contrast between what an actual animal should be seen as (be one facing forward) as another being with emotions and feelings, and that the fashion industry sees only its fur (be rabbits facing away).

↳ cows are an animal that is used to make meat, which firstly is unjust for a cow. Also appear to be mistreated as well.

Such a sad facial expression  
 on the donkey, also the colours in the photograph are quite dull



represents the atmosphere behind the photograph as well.



Compositionally simple yet very interesting. The snake blends in with the nature as a way to hide from their prey. Shows how interesting and necessary nature is in every day life and for the world, also represents to many different things.

again, nature being used as protection/comfort for this snake. This image is really necessary because of the beautiful colouring of the snake.




when I took this I noticed that they were so cold that it almost appeared as if they were stuffed! In real, they only had a little bit of water when in reality they are animals who need water.



↳ baby rhino - born into captivity, doesn't know the world it's meant to be in, limiting them to ever experience the life they deserve.

→ I decided to enlarge this image because the nurtured nature is not only really compositionally interesting, but shows that even in man made places like the zoo everything will overgrow eventually.



↳ you can see the barrier between the zoo and the outside world - cut them from the real world.


↳ This sign says 'do not touch these animals may bite'. → about how the world tries to tell us to do things and act to tell us to do things in a certain way.

# Enlargements...



I decided to enlarge this photograph because not only does it show the animals behind the plants that are hanging down, which creates a sort of barrier between the public and the animals, which shows the difference between the roles of humans and animals in society, but it also shows quite an early atmosphere due to the

hanging plants and black and white filter on top of it. I think it's particularly impactful and compositionally interesting because the light reflecting off the rhinos creates a sort of blank canvas for the falling plants and the black and white high contrast gives the photograph texture. Through looking at this photograph I realised that the overgrown appearance of the plants was what was making it so interesting. I really like the idea of overgrown nature reclaiming over the top of man made objects/buildings - nature reclaiming it's own.



I wanted to enlarge this image because of the idea of freedom of animals and this idea of the zoo claiming to be saving animals from potential hazards in the real world, when in reality it's giving them less freedom and taking away the room and space that they are meant to have to exercise. I thought that birds were a perfect example of this considering they need to fly around, but when at the zoo they are shoved together in one cage, lots of different types of birds together and it would be just

like a bunch of humans being shoved together in one room and being made to live with each other. When we put it that way it sounds ridiculous, so why do we do it to animals? I also edited the photograph by applying the saturation, which made it particularly striking.



I decided to enlarge this photograph because I felt that this showed exactly the limitations that zoos give to the animals. Keeping them enclosed and taking their freedom away from them. The facial expression of the lion shows that the fact that we're all standing and staring and pointing out cameras at them without a second thought, when in reality they are also living specimens with feelings, it would be thought of as madness if the roles were reversed and humans were the ones put in the

cages, so why is it okay to have animals put in cages? I wanted to emphasise this by putting it into black and white as well because I feel that when things are in black and white, anything from films to portraits, you think more about the emotion behind it. I have also noticed in this photograph, that the background is covered in overgrown plants, but in and out of each other, showing that whatever is built, nature will always grow back, reclaiming it's own.



I found this image really interesting because it's almost like the birds have human characteristics. It shows a group of pelicans appearing to be communicating and having a conversation just as humans do. What struck me as the most interesting was that

there are a group of three pelicans on one side, with one further forward than the others suggesting confidence/aggression. The bird on the other side has its back to the three birds turning it's head over the shoulder as if in defence. The reason for my fascination of this is that it shows the cruelty of showing loads of birds together for the enjoyment of humans. When I went to the zoo to take these photographs, this particular area of the zoo was the most crowded, with lots of different types of birds all put together in a restricted space. The animals are out in limited space. I also really like the colours in this photograph.




→ it has a sort of documentary colour schemes. I think that the light pink and orange really stand out, putting the focus onto them and creating a sort of darkness in the background, which I think is effective.



# Research...

## Ta Prohm temple, Cambodia.



This temple, originally known as 'Angkor', was built in the late 12<sup>th</sup> and 13<sup>th</sup> centuries and was originally called 'Rajawhara'. After the fall of the Khmer Empire in the 15<sup>th</sup> century, the temple of Ta Prohm was neglected and abandoned for centuries.



When the effort to preserve the temples of 'Angkor' came, the Ecole française d'Extrême-Orient, decided that Ta Prohm would be left as it was found due to the structure remaining nearly in the state it was left. This temple is very well-known now for its


iconic growth of nature in and around the temple.

I really wanted to look further into the growth of roots over the top of man-made structures, and whilst researching, this place took my interest due to the way the structure has remained largely in tact apart from the roots growing over the outside of the



temple, into a large tree growing through it, almost giving it characteristics and appearing as if it's from a fairytale such as 'The Jungle Book' and 'Alice in Wonderland'. Research into this has helped me progress into the direction I want my project to go.

## Buddha Head, Banyan Tree, Wat Mahathat, Ayutthaya, Bangkok, Thailand.



After the Burmese overran Ayutthaya, the former capital of Thailand, the temples became destroyed, and how the Buddha head came to be intertwined with roots is a mystery.

I wanted to research into this because I found the symbolism very interesting. Through looking at the growth of roots I have found that the way it wraps itself around man-made objects/structures, and in a sort of way smashes through anything

that is put in its path / put on top, can represent the way we, as humans, are taught to behave and act in a certain way, but we actually all have our own characteristics and are our own people. It's the idea that society teaches us to act a specific way, otherwise we get looked down on / punished. Why should we stay within the rules? It has also made me think about whether rules represent us as people and the way we physically grow as people, and the idea of us growing out of restrictions.

influential artists...

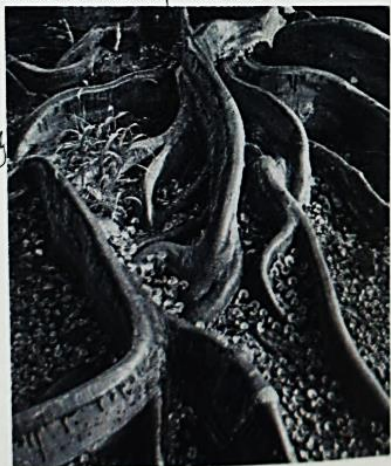
## Ansel Adams



Ansel Adams, an American photographer and environmentalist, was best known for his black and white photographs.

I found this image related to my project a lot because of the interesting structure of the tree branches and roots. The rocks next to the tree is meaning

that the tree is having to grow up and around the stones because they were in the way. I find this concept very interesting because it can metaphorically represent a person in which they proceed to break boundaries as a part of human nature. This photograph of the



roots was also really compositionally interesting and eye catching in the way it relates to my project, so for exploring the overgrowth of roots I really like this image because it looks like it was captured at a point where you can see the roots intertwining with each other, growing back & taking back its own.

I think the black and white effect also adds a lot of definition + structure to the roots.

## Jerry Uelsmann



Jerry Uelsmann is an American photographer who focuses on photomontage during the 20<sup>th</sup> century.

This image stood out to me during research, as I have found that the idea of roots growing through man made structures is where my interests lie. I think that this concept of photomontage is very interesting because it takes true interesting images morphed together to create

one big striking image. It relates to my project because it's almost like the roots are growing out from underneath away from the house, showing that it's trying to get away from the man made structure into its own environment. Equally, it could represent a person, as personal objects are found in the house, it could metaphorically show the growth of a person, breaking boundaries and growing into its own person.

# (mini) Photoshoot 3

→ very interesting light reflection onto roots, creating an interesting image



in these two images, you can see the old fireplace of the house that was once here:

- exploring how the roots grow out from man made structures  
- the two textures of the wall and the tree create an interesting feel to the photograph

I find this photograph interesting because the shapes within it make it particularly eye catching. I also think that the way the branches are weaving inside and out of each other, creating depth and shadows in it.




→ shows the growth of trees from the corner of each room.



→ shows how a tree is growing inside a wall.



the flash creates highlights on specific areas creating more depth and shadows and a haunting atmosphere.



here the branch is facing the camera giving it more like textures.

I find this photograph interesting because, at the angle at which it was taken, it also perspective into the image, allowing you to see slightly down the roots. I can see the roots interweave into each other. Again, the flash allowed me to see the shadows clearer as they stand out as being a lot higher, meaning that if that was black and white, it would have a lot more definition.

→ an old rusty small electricity towers, covered in trees/branches weaving in and out of each trying to tie it down so it can be decomposed and be broken down into soil to grow.



little branches trying to pull the metal.




↳ almost like they are trying to hold the world by together



I find two photograph really interesting because it shows how a large branch that has fallen onto the ground being suffocated by other plants. This should be a branch.

how a large object can be mistaken, in nature for a large man made object, showing that nature wants to stick to anything and get rid of anything standing in it's way.

↳ plants/branches intertwining with metal structures.



↳ the gap in the wall shows trees growing through walls, showing the landscape through the ruins  
↳ nature will always take over.

Edits...



I wanted to enlarge this photograph because I thought it was a good example of nature taking over. What's so interesting about this, is that nature has wrapped itself in nature, almost suffocating it, as if it were a man-made object. I think that also by putting it into black and white and upping the contrast, it creates a kind of deathly

dark and spooky atmosphere, which takes a different turn. In black and white, it can also allow you to see the shadows of each individual root, adding intensity, and allows you to see the actual strengths of nature.

After having edited this image into black and white, it reminded me of Ansel Adams and his ability to capture nature as it is without any harsh editing. I liked this image a lot because I found that the contrast in the tree branches to the remaining man-made wall in the background really showed how nature was slowly but surely taking back its own. I also really liked the contrast between the branches growing vertically and horizontally.



Show the atmosphere and emotion of the piece, and do dark, almost as if the tree is leaning at the wall for blocks.

# Photoshoot 4

Shows the rocks amongst the roots, should eat the roots are trying to grow back.



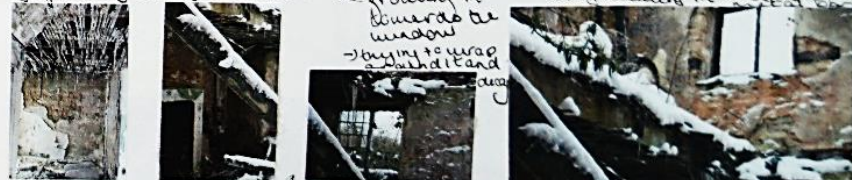
↳ although this particular photograph doesn't show roots, it does show sections of the roof that are leaning out of each other, showing how it is natural to put man-made structures onto nature.



The smashed glass in the window with and bushes are overgrown and growing through. The fact that the branches are overgrown and covering the view of the window is what nature will always win back. Compositionally interesting as it's up to the top of the frame.



They growing through window. A growing in towards the window - trying to wrap around it and always win back. Compositionally interesting as it's up to the top of the frame.



Compositionally interesting as it's up to the top of the frame.



To be broken glass and my creates an easy atmosphere.



also containing these as first element of plant to show it's growing in the this image.

I really like this photograph because of the very interesting and abstract composition of it. The diagonal wood which has fallen down creates depth and one lap well with the remaining roof. I think the busy composition of an abandoned house with snow and plants along with ice creates a fairy tale-like image, reminding me of Tim Burton.

# Photobook

Shows branches growing through the window - metaphorically showing a person growing through and breaking standards.



I really like this photograph because I think the atmosphere is very mysterious. The fact that the house is abandoned, yet someone had been staying here, creates an eerie atmosphere, making you question the story behind it. I also like the bees growing behind it, as it grows up and around the house.



→ My falling down + weaving in between the gaps of the wood, and the snow drops that have dropped onto the wires creates a fairytale atmosphere.



I really like this image because I think that the leaves that are obstructing the view of the graffiti not only creates a sense of the leaves covering the lens + graffiti, as it takes back its own, but also creates a kind of documentary aspect to it, as it seems to say that the leaves invading privacy.




# Edits ...



I really liked the tones on the walls so in order to accentuate this, I upped the saturation, giving a bright red/orange tinge to the walls. The compositionally interesting window near the bottom left of the photograph adds atmosphere, and actually accentuates the depth of

field. I personally think that the icicles are the focal point of the image, because I feel that it adds a fairytale type of appearance to it. Due to upping the contrast, it allowed me to really show which areas are losing colours on the walls as well as showing textual aspects to it. I like this picture because I feel that it relates largely



to my theme. You can see how the house is decaying due to nature reclaiming its own, and you begin to see lines growing through and taking back its own.

I really like this image in black and white because I feel that the atmosphere created is quite reminiscent of the actual situation

happening, in the respect that the public think it's ok to build loads of buildings, ultimately destroying landscapes and forcing the nature to grow around the outside gradually destroying the stuff that is put in it's path. Does this not tell people that they shouldn't be building stuff on nature.



I wanted to emphasize the dark atmosphere of the abandoned house by putting it into black and white, enhancing the spooky/mysteriousness of it. However, once I began looking into it, I realized that the doorway metaphorically could represent the pressures of plants growing through confined spaces, just as we as people feel pressured to be a certain way until we finally break through society's standards?





Similarly, I wanted to put this into black and white because I wanted to create a dark atmosphere. Contrast is let onto walls, representing people breaking through social structures and laws. I also thought the leaves overlapping the lens almost creates the effect that the lens is a person. I think the fact that it's really difficult to make out what is actually visible here, adds mystery to it.

130-200, 1/80, f/5.

each window could represent a box

psychological boxes?

→ window → shows escaping trying to escape from the box



really sticky image.

→ leaves growing up greets into frame.

→ light reflects on leaves


creates really nice image

→ leaves growing up greets into frame.

highlighting the bottom

light reflecting

↳ standing in a very child-like manner.



growing in passage way → thread

→ opening a window through for safe

→ the over bright stage creates beautiful stage

→ transition between leaves to people and m. behind and

Suggests moving away from parents.



Self portrait → the idea that my parents missing the button → her viewpoint we



compositionally good → begin very childlike → parents put us into certain boxes



→ we got told to act out behavior in a certain way. not what I would typically see at this age



→ parents want us to play the piano



# Photoshoot 5

↳ Standing in a very child-like manner.

the typical grin  
of a young child

# Photoshoot 5



parent to want us to  
act and behave how they  
would like us to

me as a person break through a stereotype

confined space  
→ claustrophobia

start to rebel →  
showing

feeling trapped  
↳ pressure to be a certain  
person in front of parents

trying to break  
through

↳ just like a rat.







# Photoshoot 6

→ mum walking up to healthy products.  
↳ typical mum?



also suggests that parents are so busy all the time → notice to heart



↳ cleaning products  
↳ mother's stereotyp



↳ always at home when the kids



↳ money-paying or the usual chattering responsibilities.



↳ 'shall we go for a coffee?' → the one that is always taken should cleaning products.



↳ 'shall we go for a coffee?' → the one that is always taken should cleaning products.



↳ work clothes  
↳ how a child sees their parents



↳ perspective at which is taken should cleaning products in back



↳ 'shall we go for a coffee?' → the one that is always taken should cleaning products.



↳ 'shall we go for a coffee?' → the one that is always taken should cleaning products.



↳ 'shall we go for a coffee?' → the one that is always taken should cleaning products.



shows the business clothes as well as the house cleaning side

interesting lighting → compositionally interesting




# Photoshoot 7

→ capturing actual moments to create a true exploration of the topic → not staged.



→ going onto explore how we don't see the side of our parents

when they are with friends etc - behaviour without children gradually becomes more aware when we grow up



→ I managed to capture a moment where my own parents are seen laughing and enjoying themselves → breaking through the stereotype



→ would be powerful in black & white.

I feel that even though I am exploring the side of family that we don't necessarily see, I can't explore in more detail.



when we are younger children, we see our parents as people that go to work and feed us tea

everyday, and don't actually think about how they are just like everyone else and go out and have fun and actually do more than what we typically think about them to do on a day today basis almost putting them into psychological boxes. When we are older we start to take these boxes and grow out of them.



I want to explore this in more detail by showing the psychological boxes of our younger needs, in comparison to the reality.



I really wanted to further explore the idea of how we put our parents into stereotypical psychological boxes in our minds when we are young children, and gradually start to see them break through that stereotype, the older we grow because we become more open minded. I felt that the best way to explore this in more detail, is actually to go to a family and spend time with my parents to capture the honest representation of what they are like when we are not there. It is the whole idea that we have a need to put our parents into these boxes in order to make us feel safe and secure when we are younger but in reality they are people just like us.

# Photoshoot 8

↳ when we see younger, we think about our grandparents  
sit around all day in their house doing nothing



↳ So I wanted to explore how they are actually really  
fun, just like we are, and  
live in reality



↳ exciting clothes  
but we don't  
usually see them



↳ represents what a "strong"  
young person would wear  
↳ representing age



↳ when we see younger we think about our parents  
and grandparents not teenagers?



↳ usually see grandparents as the type of people to  
wear old clothes and not teenagers, so I wanted to capture  
the opposite




↳ Both are really compositions  
↳ -ally interesting → camera cropped off  
so that it's compositionally





I wanted to enlarge this photograph because I personally feel that it shows the uncharacteristic way of looking at your grand parents. It shows my grandma drinking alcohol, with a really excessive top on, ultimately breaking the stereotype.





# Photoshoot 9

f/8, 1/160,  
ISO-6400



Dad in record shop wouldn't think was cool  
you're younger

compositionally interesting

beef as  
unclear  
dog for

'weird' when younger → as grown up realize it's cool.

yellow background is interesting

records in back  
ISO 6400

look at Dwayl records → passionate → breaking stereotype

# Photoshoot 10




smile on face shows happiness and contentment with what's going on.  
raise are all very compositionally interesting

raising eyebrows suggest

Block - seen as cool, but not for dads?

# Enlargements...





f/14, 1/100  
150-100

# photoshoot 10

↳ final piece photoshoots.

meant to represent the stereotypical nature of grand parents.



dull elderly + newspaper

say the word 'pension' -> effective for the image

good quality + Comp

very interesting lighting -> compositionally powerful

# Photoshoot 11

f/2.8, 1/200, 150-6400

→ golf/tennis → people presume they don't do anything



land the white wall to boring → not compositionally effective  
 → catch

f/2.8, 1/200, 150-2000

→ facial expression  
 → contrast between red and purple creates interesting composition

→ funny faces → almost childish → no age limits



The smile on her face goes

↳ shadow creates a very photoball feel  
funny face - very child like



→ pretty t-shirt -  
breaks the  
stereotype  
of grandparents  
wearing dull  
clothes

Photoball 15

# Photoshoot 12

f/10, 1/100,  
150-1250



→ mum → comes home and bikes → stereotypical

↳ compositionally interesting

↳ no time to change after getting home - always busy

↳ shadow very interesting

A photoshoot

# Photoshoot B

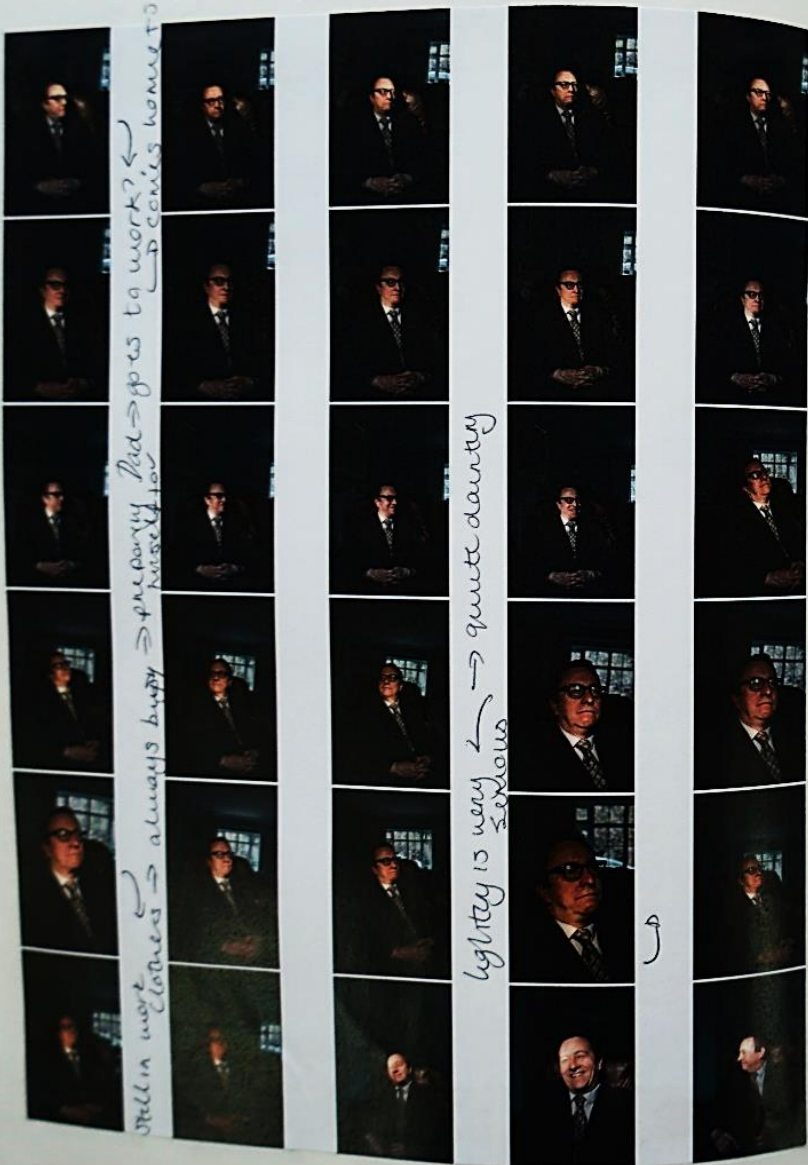
f/4, 1/200,  
150-400

red background just like photobooth



All together!

# Photoshoot 14



Photoshoot 12

# Photoshoot 15

f/14, 1/160,  
150-400

→ contest between stereotypical dad + his dad → we don't



↳ captured mid-air → exciting image

# Photoshoot 16 <sup>f/7.1, 1/700,</sup> 150-1600

→ yellow background reflects on what I'm trying to say in photoshoot - two. 1200



Bright + bold colors - great against what clothes  
 dressed my hair up in teenage  
 → this really draws the stereotypical  
 away

Sunglasses suggest attitude through photograph

→ really interesting images.

→ flash accentuates features.



mom trying to keep up to <sup>Reace Sign</sup> date → typical <sup>mom</sup> teenager →



↳ alcohol → doing it to the extreme  
⇒ irresponsible?

↳ what is irresponsible?  
Is it just us putting  
our parents in  
a metaphorical  
box?





# Digital Submission

Freedom and/or Limitations

## Initial ideas

<b>freedom</b>	<b>limitations</b>
<ul style="list-style-type: none"><li>- Naked</li><li>- Fast food</li><li>- Colours</li><li>- Freedom of expression</li><li>- Money</li><li>- Drugs/drinking</li><li>- Windows</li><li>- Graffiti</li><li>- Glasses</li><li>- Environment/nature</li><li>- Dancing/singing</li><li>- Being 18 (allowed to do certain things)</li><li>- Weather</li><li>- Headphones</li><li>- Makeup</li></ul>	<ul style="list-style-type: none"><li>- Cages</li><li>- Fences</li><li>- Locks</li><li>- Signs</li><li>- Age</li><li>- School</li><li>- Technology</li><li>- Social media</li><li>- Boxes</li><li>- Doors</li><li>- Society standards</li><li>- Marriage</li><li>- Zips</li><li>- Tape</li><li>- Belt</li><li>- money</li></ul>

# Introduction

Having considered all the starting points in the last slide, I am simply going to take photographs of my surrounding environment to study limitations and freedoms in everyday life. When walking around anywhere, I have begun to realise that everything controls what we do. Everywhere you turn there is something that is put in place in society to create control and limitations. For example, roads, signs, laws, and even the path that we walk on is restricting in some respects. What I find so interesting is that there are even expectations of human behavior that is unsaid. For example, there are standards put in place by society of how a person can dress, and the age limits on what clothes you can wear. Not only this but there is a kind of social structure, which makes people feel that they have to act and behave in a certain stereotype that society has put them in, what's socially acceptable and what's not. When we walk round, we don't tend to notice the deeper meaning surrounding these signs, and we just take all these things for granted. However, now that I have looked into these things in closer detail, I have realised that most things are in fact controlled by someone or something.







**Health and Safety Information**

...developed using the thixotropic, Thixmat process, Thixmat primer, Thixmat, Thixmat and Thixmat.

Always use in accordance with the instructions on the product label.

Always wear protective clothing when working with this product.

Always use the correct mixing ratio.

Always use the correct application method.

Always use the correct storage conditions.

Always use the correct disposal method.

Always use the correct handling method.

Product	Thixmat	Thixmat primer	Thixmat	Thixmat	Thixmat
Application	Yes	Yes	Yes	Yes	Yes
Storage	Yes	Yes	Yes	Yes	Yes
Disposal	Yes	Yes	Yes	Yes	Yes
Handling	Yes	Yes	Yes	Yes	Yes

**DaxLite**  
LED Light  
Recessed Downlight  
6W  
DaxLite

REISSER

**XX**

# Photoshoot 2:

From my last photoshoot, a number of photographs stood out to me and gave me multiple ideas about the idea of Freedom and Limitations. One of the ideas that stood out to me the most was the idea of animals being kept in Zoos. I want to explore in more detail how animals that are meant to have freedom to wonder and live in their very own habitat, are taken away from their homes and forced to live in a zoo for the entertainment of humans but claim to be 'saving' them from hunters and poachers. I think this idea is really interesting because of the way humans try to justify every action they do, even if they realise it's wrong. For example, when we use cars and factories etc... it's not only making us unhealthy by breathing in polluted air, but it's also destroying the environment at the same time. This along with safari's, chopping down trees, building on top of nature, and other things we do without thinking, is what's destroying the environment, so when zoos say that they're looking after the animals by putting them keeping them away from poachers, but at the same time, we are forcing them to live in enclosed environments and destroying their outside homes at the same time, meaning that human beings are actually taking away their freedom.







# Ansel Adams

Ansel Adams (20<sup>th</sup> February 1902 – 22<sup>nd</sup> April 1984) was an American photographer and environmentalist, especially well known for his black and white landscapes. Adams was born as an only child, in the Western Addition of San Francisco, California. The Adams family came from New England, after migrating from Northern Ireland during the early 18<sup>th</sup> Century. From an early age, he took an interest in nature, collecting bugs and exploring sea cliffs, being a beginning factor in his fascination with photographing nature. After being removed from various private schools due to his behavior, ended up being tutored separately by his aunt and other tutors, and eventually returned back to school to complete his formal education until he graduated from eighth grade in 1917. At the age of 12, Adams became fascinated with piano, which then became the main focus of his later youth and ended up being what he wanted to do professionally, however proved to be too strict for his character. After visiting Yosemite National Park for the first time in 1916, his father gave him his first camera, and from then on, became his fascination, whilst at the same time working to help protect the wild places of the earth. His first photographs were published in 1921, showing immediate careful composition and sensitivity from an early age. The photographs taken in Yosemite became well known due to managing to capture what it was like before it became a tourist attraction.

This photograph by Adams called 'Roots', was taken in Foster Garden, Honolulu, T.H. in 1948. It was taken on a film camera and developed as a part of his gelatin silver print series. It shows a group of wide roots intertwining with each other to create an intricate and abstract image made up of multiple different shapes created by the roots. In between the roots on the ground appears to be some sort of textured plant/leaves. This is compositionally very interesting because of the amount of detail that has been captured through the lens. It is also quite an important piece because it's quite different from the usual focus of Adams' photography, as he usually tends to focus his work on landscapes. However, it really shows through his interests that he has had with the intricacies of nature from a young age.

It's a very clever image because my eyes are automatically drawn to the top right hand corner, where the roots are all overlapping each other, making you wonder where the main trunk of the tree actually begins. It's a very busy composition, which means that it's quite difficult to focus on one particular part of it, however I think that this is what makes it so interesting. The 3D structure of the roots in contrast with the tiny plants on the ground puts focus onto the detail of the textural qualities within the photograph. The quality of the photograph is very good, especially for the time that it was developed, which can be seen in the detail captured through the camera. The lighting appears to be coming from the right hand side, suggesting that the sun was out and the shadows on the left, behind, and over the top of the roots, were in fact created by the direct sunlight hitting the roots from the right hand side. This, in black and white, adds contrast, and therefore creates a more 3D effect, adding dimension and making them appear bigger.

The mood created by this photograph is quite haunting, not only due to the black and white colours create this effect, but also the way the tree branches are weaving in and out of each other, creates an alien-like image. It reminds me of something from a fantasy film, such as Harry Potter. I really like the way the artist has managed to portray a both magical and haunting atmosphere within it, because I feel that it makes you pay a lot more attention to the intricacies of the composition. What also emphasises this atmosphere, is the leaves that are completely covering the ground. It is so interesting because there is no soil or mud showing through, making it appear as if the ground is completely covered with it, and in the image you cant really entirely see what it is that is covering the ground, leaving room for question, adding mystery. The bottom left of the photograph shows what appears like rain dripping down over the top of the branches, which creates a sort of distortion and contrast between the highlighted areas and darker areas, ultimately adding to the atmosphere.

Through looking at Ansel Adams, I have found that there are a lot of interesting aspects to nature that make a very intricate and interesting photograph. I have personally learned that all the curves create a sense of being able to break through anything that is put in its path.



# Photoshoot 3:

After looking at my previous photoshoot that was based on animal rights, I realised that actually what stood out to me the most when looking through them all, was the nature surrounding the animals. Even though my photoshoot wasn't actually so much focused around the nature, I realised that with practically every photograph, nature was in the background. I find this very interesting because it's the idea that man made structures gets put on top of nature with the expectation that it's going to be cut down and stop growing, however the beautiful thing about nature, is that it never really stops growing. Nature is the earths way of living, and when we cut it back it's essentially destroying parts of our world, just like we are with animals, by not letting them live in their own habitat. Through this interest, I would like to further explore this idea on my next photoshoot, by truly going into depth and detail about the roots of plants, and the way that nothing can actually stop it from growing back and reclaiming it's own.







What I really find interesting about both these images, is the way nature overlaps and intertwines with each other, creating beautiful patterns without the actual intention of doing so. With these images, I have put them into black and white and upped the contrast on them both a lot, making the appearance of the image slightly old fashioned. The reason for this is because I feel that when photographs are put into black and white, it really puts focus onto the definition of the structures and the shadows, making the photograph a lot more eye-catching.

In this particular image, the branches are overlapping and intertwining with each other, creating a sort of pattern. What I like about this photograph is that because I took it very zoomed into the branches, you can see no endings to them, creating a question as to which way round the photograph was taken. This ties in with my whole idea about how nature never stops growing. Is there a beginning point and an end point? Whether something is put in its way or not, it will continue to grow, overlapping it, trying to get rid of it.

# Photoshoot 4

After looking into roots and the way that they grow, I have decided to look into this even further by exploring how nature grows on top of structures, gradually destroying it, almost like a snake with its prey. I want to push this through going and taking photographs of an area of abandoned objects/structures that is being overgrown by nature.



The geometric shapes within the plants in the door frame, act like a barrier. We are not allowed through when we in the way we are controlled as a society. Can't break through the barrier that is in front of us? I really like this photograph as well because I feel that the door frame is also a representation of restricting growth of the branches. I wanted to put this image into black and white because I personally think that it adds to the atmosphere of the piece, with the focal point being on the branches intertwined in the background.







# Jerry Uelsmann

Jerry Uelsmann was born on the 11<sup>th</sup> June 1934. He is an American photographer and an early exponent of photomontage in the 20<sup>th</sup> Century. Uelsmann was born in Detroit, Michigan, in 1934. Whilst attending public schools, at the age of 14 he realised that photography was where his interests lied with photography. He believed that through this he could leave reality and 'ive in a world captured through the lens. Despite low grades, he managed to get himself a BA from the Rochester Institute of Technology, and M.S and M.F.A degrees from Indiana University. After, he went on to teach photography at the University of Florida in 1960 and became a founding board member of the National Society for Photography Education. In 1967, Uelsmann had his first solo exhibit at The Museum of Modern Art, opening doors for a photography career. His fascination with dark room work, has allowed him to become a masterful printer. After years of experimenting with multiple enlargers, he began to photomontage. This process would start the day after shooting, and would begin with folding, overlapping, and exploring visuals, and the work would then be taken down to the dark room. Even after digital techniques were introduced, Uelsmann insisted on sticking with traditional equipment, as he claims that his 'creative process' remains attached to the dark room.

This striking image by Uelsmann, shows what looks like an old abandoned house morphed into roots of a tree, creating a really fascinating illusion. What I really like about the photomontage is that the way the artist had managed to connect the two main focuses of the photograph together. He uses completely intricate techniques to make this amazing effect happen. And in his own words, this is how he manages to create it: "In my image of the house with the tree roots, the tree roots would be in one enlarger, the building in another, and then I'm blending them together. I align everything by doing a crude drawing on an 11x14 sheet of paper, basically, on the back of an old print. All my prints initially are done on 11x14 paper and, then, if I really like them, I'll readjust and make larger prints. In the case of the tree building, I wanted to know where the edge of the tree was and if I could make it line up with the edge of the building. Then I'm dodging the one side so it gradually blends into the other". How he managed to create a fairy-tale/fantasy-like image through the use of perspective is particularly eye-catching, as the house genuinely appears like it has massive roots. The focus of the photomontage is the windows of the house, because around the outside of them is a highlighted area, making it stand out a lot more. The house morphed into roots is central, with areas of landscape around the outside, meaning that the golden section is broken. I think that this adds to the mysterious atmosphere and therefore makes the composition more powerful.



I personally think that the way Uelsmann has managed to create such an interesting and unique image, using such technically complex ideas and skills, makes an overall really eye catching image. He has managed to make it appear as if it's actually real, and not edited to look like that. The unusual image creates a very mysterious/ fairy-tale atmosphere, but at the same time is quite unnerving due to the black and white colours, making it appear quite dark. This image stood out to me the most, not only because of the striking unique qualities that make up the photomontage, but also because I found that it really relates to what I'm exploring in my project. I have recently begun looking into the growth of roots, and the way it will take over any man made thing put in its path. Basically showing that when man-made items are put on top of nature, it's obstructing its path and therefore forcing it to weave and wrap itself around the man made structure, as a natural response, to get ride and decompose it. I think that this image relates to my project because the abstract way the roots appear like they are growing from underneath the old abandoned looking house, represents my ideas clearly, but also could metaphorically represent the growth of a person, in which the house (that holds sentimental possessions and value to the people living in it), has roots s growing outwards, breaking the boundaries of the man made structure, almost as if it's like a person trying to break through the rules that are put onto us by society.

I am going to do a photo-shoot continuing to explore my ideas further, and through doing an evaluation of Jerry Uelsmann, it has inspired me to really think about different ways I can explore the growth of roots, and possible different areas it can symbolise.



# Interim

I've looked at lots of different ways that nature breaks through man made forms, but I felt that this was boring and predictable. Jerry Uelsmann's image of the tree and house seems to be simply a photograph about this, but there is more to it. It's breaking the rules of what we presume to be true. We tend to restrict ourselves or others by a formed view. We can also try to enforce our view onto others. I want to look at how people break the rules, but also how surreal and unnatural it is when we enforce our desires onto other people. When we are told to act and behave a certain way, we feel pressure on us to live up to that expectation, even if we are not actually happy with the image that creates. I feel that actually, when the rules are broken, there are loads of different aspects of it that can make up an exciting photograph, and is ultimately more exciting to look at, then an image that is restricted, which creates a more serious, and conformed feel to it. I therefore think that when the image is exciting and rebellious it actually creates more of an interesting photograph and makes us feel a lot less restricted ourselves. I want to show that there are rules and limitations that are put onto people in certain stages of their life, and as we grow older, we start to rebel and grow into our own person, discovering our own personality and fashion styles. For my next photoshoot, I am going to do a photoshoot of both vines growing up my grandma's house, with her peering out the window. The idea of this, is to explore how the plants that are growing over one of my family members houses, represents both nature taking back its own, and shows how it can metaphorically represent how our houses are a personal item of ours and the roots can represent us growing, and breaking the boundaries of society. I want to develop this idea through the photoshoot by having my grandma peering out the window, as if she is trying to escape from the psychological/stereotypical box that she is being put in.

# Photoshoot 5

In this photoshoot, I am going to take photographs of plants that are growing up and around the outside of my grandma and granddads house, the point in this is to go to one of my own family members houses and find roots that can metaphorically represent them trying to escape from the box that they are categorically put in by society. I want to gradually move away from the symbolism of roots, and into taking photographs of the actual person to show how they are trying to escape from the stereotype. We all feel this need to live up to societies standards, so when we have restrictions that are put on us, we want to break free and become our own person, escaping from the entrapment that we feel ourselves being put in, just in the same way that roots continue to burst through man made structures, as the way they are blocked from growth just gives them the need to grow more, symbolising people breaking the rules and bursting through this idea of the 'norm'.





I wanted to enlarge this photograph because I found the shadows of the vines/flowers really interesting. The way the sun hit the wall created a really beautiful pattern, which I just had to take a photograph of. I think that the light that is glowing around the shadows, and the shadows itself, makes the entire image appear almost enchanted and fairytale like. I like this because it creates a certain happy atmosphere in the way that it shows the roots breaking free from entrapment and finally being able to express itself and grow, just like a person when they have restrictions that are put onto them by society. I felt that the contrast between the really bright areas, and the shadowed areas worked really well when converted into black and white, and I thought that it helped to add to the enchanted atmosphere as well.





I really like this photograph because I feel that it incorporates both nature and the model in the photograph, adding both the symbolism and the reality of it. In this photograph, I wanted to incorporate both the symbolism that I have been looking at with nature, and then what it represents. I think that the composition of this photograph is really interesting because I feel that the way I have focused the camera on the plants in the front, creates more of an eerie atmosphere to the fact that she is trying to escape out of the window. Almost as if she is trying to get away from the restrictions that are being put on her. For this reason, I thought it would be appropriate to adjust the contrast in photoshop, making it appear almost darker around the area that she is, as well as putting it into black and white, making it appear a little more unnerving. I also found the pattern of the window created a really interesting box shape, which I feel adds to the fact that she is feeling enclosed and trapped like a vine under a man made structure.

# Photoshoot 6

After exploring the growth of roots and how they always overtake anything that is in its path, I have come to the conclusion that we are told by other people to act and behave in a certain way, almost as if they are telling us to act how they know the stereotype. Just like roots, we need to be able to grow and become our own people, but when there are these restrictions put onto us, and pressure to be a certain person, it makes us feel suffocated, and like we can't breathe. Our parents have a vision of the person that they want us to become, and that makes us feel like we can't be who we want to be. As we grow up, we begin to grow into our own individual people, and just like roots we try to break through anything that is put in our way. For my next photoshoot, I want to do a self-portrait of me dressed, and behaving the way that my parents would still like me to behave. However, I am going to make sure that I set up the camera settings exactly, and tell my mum to stand where the composition will be effective, and I'm going to get her to click the button. By doing this, it allows me to almost document what my mum would want me to behave and dress, from her actual perspective.





# Photoshoot 7

Through doing my previous photoshoot, I have realised that actually, when we are younger, we put our parents into psychological boxes in order to make us feel safe and in control. When I was younger, I thought that my mum just worked all day, came home and made tea, and that was it. When in reality, that isn't the case at all. When our minds are very young, we can't comprehend the fact that our parents are people too and go and have fun themselves. I want to now go and take photographs of what a child envisions their parents to look and behave all the time.



I found this really compositionally interesting because I wanted to be able to capture my mum as she was actually reaching for the food, making the photograph appear more documentary style and really accentuating the fact that she is reaching for healthy food, which is a stereotypical thing that young children see their parents buying. I personally remember always complaining about my mum buying me healthy food, because it didn't taste nice, and I always wanted chocolate, but as a mum, it's their duty and responsibility to make sure that their children eat healthily, which ultimately, as we grow older, we thank them for, which really shows how we become more accepting and appreciative of our family as we grow older, starting to break out of the childish mindset. I also really liked this composition because I felt that the lighting that was shining down from above the fruit in this area of the supermarket, created a white light effect against the shirt that I got my mum to wear, making it appear more work-like and smart. I also really liked the colours of all the fruits that had been emphasised by the light as well, because I felt that this created more of a realistic depiction of what the supermarket actually looks like, so would therefore make the image appear as if it were just real life frozen in time, with no editing. I personally think that this will give the effect that I am showing the way that I envisioned my mum at a really young age, showing that I thought that she would just go around buying loads of fruit and vegetables, going on coffee breaks etc... but as you grow older, you begin to realise that actually, it's ridiculous viewing your mum in that way, because she is her own person, and obviously she goes out and has fun with her friends.



# Photoshoot 8

After taking photographs exploring how we create these people that we expect our parents to be when we were younger, I am now going to go on and explore what they are actually like, and how as we grow up we start to understand and become a part of the people that they actually are, not the people that we presumed that they were. In order to get the most accurate representation of this, I am going to go and take photographs of my parents with their friends, so that it is actually documented and gives a more realistic effect.



# Photoshoot 9

After taking photographs of my parents when they are with their friends having fun, I want to go into more depth with different family members, and how younger children see them. For example, when you are little you see your grandparents as old people who sit around all day and don't do anything apart from read the newspaper, but this isn't true. I am going to take photographs of my grandparents and what they are actually like as people, the side that you don't see when you are younger. I am going to go round to my grandmas house and take photographs of her and my granddad together, documenting the actual reality of what they are like, and not just the stereotype/box that we put them in at a young age.







# Photoshoot 10

I took photographs of my grandparents and what they are actually like, rather than what everybody thinks that grandparents are like. It shows that they do not in fact sit around reading the news all day, and they actually have fun just like every other human being. This therefore shows how we begin to accept and understand the way that they are as people, the older we grow, because we grow out of the mind-set of thinking that they wear dull clothes, and just sit down reading all day. We realise that actually, they are just like us. They go out with their friends just like we do, and yet when we are younger our minds tell us that they don't. For my next photoshoot, I am going to look into the hobbies and ambitions that our parents have that we think are really 'uncool' or 'weird', when we were younger, and how actually when we grow up we start to listen to similar music as them or wear clothing that they used to wear, because it is now seen as 'vintage' or 'retro', we think it's really trendy too wear things like that, but when we are originally told that our parents dress in a certain way or listen to music, we think it's really 'uncool'. It shows that our mind-sets change and develop as we grow older. To explore this, I am going to take a photoshoot of my dad in a record shop, just exploring how he is so used to being in there and it's actually where he spent most of his childhood because of his passion for music, but when we are younger and think of our parents listening to rock music, we think it's really weird.





# Pablo Picasso

Pablo Picasso (25<sup>th</sup> October 1881 – 8<sup>th</sup> April 1973) was a Spanish painter, sculptor, printmaker, ceramicist, stage designer, poet and playwright, born in Málaga in the Andalusian region of Spain. His father was a painter who specialised in naturalistic depictions of birds and other game, and taught as a professor of art at the School of Crafts. Following in his father's path, Picasso showed a passion for drawing at an early age, and got artistic training from his father. His first words were actually 'piz, piz', as a shortening for the Spanish word for pencil 'lápiz', and as his passion began to grow, his father's in fact began to decline. The reason for this, is that in 1891, when the family moved to A Coruña for a few years, when Picasso was 13 his father found lots of unfinished sketches of Picasso's, which he felt was better than his own. Through this, his father decided to give up painting. The progress of Picasso's training can be found in a collection of early works that are now held by the Museu Picasso in Barcelona, which holds records of many artists early work. As an artist, Picasso went through many different stages with his work. The first of these was known as the 'Blue Period', which lasted from 1901-1904, and during this stage his work focused around the sombre colours of blue and green, which replicated his thoughts during this time due to an event that happened in his life where his friend committed suicide. A piece from that period is 'La Vie' (1903). From 1904-1906, was Picasso's 'Rose Period', which relates to the colours and tones that are used in this series, orange and pink. A well-known piece from this series is 'Gertrude Stein' (1906). In the transition between portraits and his preferred style of cubism, was the 'African art and primitivism' (1907-1909), where his work was very much African-influenced, and a style inspired by Iberian sculpture, an example of a piece, 'Les Femmes d'Alger' (1907). From 1909-1912, was the dates where he began to explore 'Analytic Cubism, and onto 'Synthetic cubism' from 1912-1919. These stages were a massive part in the development of Picasso's style.

This piece called 'Dora Maar Seated' by Picasso was painted in 1937, and was all based around the French painter, photographer, painter and poet. She was often used as a muse for Picasso's work, throughout the years, in quite similar seated positions. In this, she is shown seated in an armchair, appearing to touch her hair as if moving it out of her face. To me, I think the most striking aspect of the painting, is the bright colours and tones in it, but how he has still managed to ensure that the position and facial expression of the model remains relatively stern, which is interesting because as soon as you look at it, the colours and abstract style is what automatically catches your eye, however the more you look into it it's not actually just what the piece is about. The artist has used quite a bright green as a colour for the shaded areas, and a solid yellow/orange colour for the skin. This automatically creates personality and excitement in the image, but due to the darker areas on the shoulders, hair and chair, it manages to balance out the excitement of the colours, with the overall mood of the model and image aim. She is also shown sitting in a confined space, putting more concentration onto her face, and also adds depth, not only because of the confined space, but also because of the vertical and horizontal lines that are following the direction of each wall.

The abstract painting style that is used, suggests that there was multiple different images taken, that the artist has then gone and overlapped on top of each other to add different angles and dimension. For example, the face is shown to be split up into two different perspectives, in the main area of the face, the model appears to be facing slightly to a left angle, whilst remaining to look directly into the lens, however in the outer section on this side the model is looking directly to the left giving a whole profile view, and looking in the opposite direction. However, the complexity of the image makes it very difficult to see whether the eye is taken from a separate image all together, where she's completely faced to the right. The painting shows that the photograph was also taken with a slightly larger area of the right wall on show, in order to show whoever's looking at it that she is in an enclosed environment. This technique is quite clever because it has remained within the golden section, as the focal point for me is the main area of the face with the red tones facial features, which would have been central if it wasn't taken with her slightly to the left. This is particularly clever because at first glance, you think that she is central but then realise that she isn't when you look closer. This part stands out to me the most because the eye is looking directly into the lens, and also because red is a very striking colour.

The mood of the piece is very interesting to me because I feel that it can be interpreted differently. The vibrancy of the colours creates a very initially exciting piece, with quite a positive mood behind it, however because it's overall got quite a vibrant colour scheme to it, the darker areas actually stand out more than the colours, which therefore creates more of a serious mood. The contrast between the dark on and around the model and bright colours surrounding the model puts more focus onto the darkness around the model, suggesting that the artist wanted to represent her in quite a serious/moody way in comparison to room around her. The position and posture of the model suggests this too as she is sitting in quite a demeaning way, as if looking down upon the camera. The facial expression of the model is also quite serious and moody, bringing the mood of the piece down.

My project has now focussed onto the psychology of the mind and the perception that you have of your family members at a young age, and the way it develops as you grow up, from my perspective. When we are young, we put our parents into boxes in our mind in order to make us feel secure and comforted. Through looking into this piece by Picasso, it has given me inspiration as to how to visually represent those mental boxes as a part of my final piece. I really like the way Picasso has managed to capture the model appearing in quite an enclosed environment. I personally think that it creates a certain pressure/tension around the model and therefore makes you focus directly onto her, rather than the whole environment. I want to be able to portray this kind of atmosphere as a part of my final piece because I want to be able to show the stereotypical way of viewing different people in your family at a young age, with the contrast of the side of them that we don't see and think about when we are younger children, how they are actually just like us with their own passions and go out to party and how you begin to see that as the mind develops and you grow up.



# Final piece photoshoots

## - photoshoot 11

For my final piece, I really want to make sure that I show the contrast in how we perceive our parents when we are younger, and how they actually have a lot of fun like we do. In order to do this, I want to take photographs of different members of my family and show the difference between the two polar opposite images. For my first photoshoot, I am going to be taking photographs of my grandma in a chair with her glasses on and reading the newspaper. I really want these images to be powerful but at the same time I want to make sure that everything about them creates the impression that it is through the mind of a young child and really capture the way this is actually what we saw them like when we were younger. I want to take them in such a way that lets people know that this is an image that we create when we are children in order to make us feel more safe and comfortable. I also really want to incorporate the psychological box, into the image by ensuring that she sits in an arm chair near the corner of a room, creating perspective and depth of field to the image and ultimately portraying a really powerful image.









# Photoshoot 12

I now want to use very over the top and theatrical colours within the photograph, to make a really eye-catching difference between this and the one before. I am going to make sure that it is done quite over the top, almost creating a theatrical feel to it. I want it to appear as if the photographs were being taken in a photo booth at a party, which we don't see when we are children, and in fact we still don't see now. The reason for this, is that I really want to be able to capture how we don't ever think about how our grandparents actually do go out and have fun and take silly photographs, just like we do. I want to make sure that each colour is very bright, upping the atmosphere of the piece entirely. I am going to have my grandma wearing a brightly coloured top, against a curtain that looks like it is in a photo booth. I am also going to make sure that she is wearing very bright makeup, as if she were going out.





# Photoshoot 13

I am going to do the same thing with my mum, as I did with my grandma in the first photoshoot. I am going to make sure that she is wearing clothes and behaving in a way that you would expect a mum to behave at a young age. We expect our mums to cook us tea as soon as they get home, leaving them no time to change, and we don't even think about them having anything better to do, because we only ever see them go to work and cook, when we were younger. I want to show the same concept of sitting in a chair against a wall or cornered area, to create the idea that they are in a box.







# Photoshoot 14

I am now going to take a photoshoot of my mum, against the same photobooth background. Again, I am going to make sure that her makeup appears very over the top and out there, and that she looks like she is having a really good time. The point in this is to show that our mothers do actually go out and have a good time, and we accept that when we grow older, but when we are young, we don't even think about them doing anything except from work.





# Photoshoot 15

After doing the previous photoshoot, I felt that I really wanted to push these images a bit more, and make them slightly different to the others. The reason for this, is that I think our mums are the main one that we think of as being at work and then just being at home all the time. Everybody has a connection with there mum that makes them feel safe and comfortable, knowing that there is someone there for them all the time. We are so wrapped up in ourselves and what we are doing when we are little, that we don't even think about our parents possibly acting any different to what we see of them. Because we are never shown the really fun side of our parents because they feel that they should have a responsibility themselves as well. I want to dress my mum up in clothes that a teenager would wear, to really push the idea that she goes out and has fun with her friends just like we do, we just don't ever think about them doing that.





# Photoshoot 16

I am now going to take photographs of my dad in the same way as I did with my grandma and my mum because I want to show that it's the same thing with your dad as it is with your mum. You expect your dad to be working all the time, and when he comes home he's usually working more. Seeing this, it makes us so unaware that he will actually go out and enjoy himself as well, and he's actually not someone that sits around working all day. He is his own person as well, and we see that as we begin to grow older. I am going to make sure that he is sitting down in a very similar way, however dressed in a suit. To give the impression that we see them as always working and that is it. I am also going to make sure that I use similar lighting as well because I feel that the lighting that has been used creates a really interesting effect, making the photographs compositionally interesting.

# Photoshoot 17

I want to give the same photo booth effect with these images of my dad as well, however I want to make sure that it is slightly different to the other two, making sure I still show the differentiation between the photographs. I came up with the idea of using party poppers in the photograph as well in order to create a really fun and exciting atmosphere, but also make it compositionally impacting.





I really like this image because I find the composition of it really interesting. The bright colours that are created through the flash really create an eye-catching image. I also managed to capture the party poppers mid-flying, which also adds to the composition. I think that this image really represents the side of our parents that isn't seen.

Chosen Final Piece Photographs...















# Final Piece Evaluation

I began my project of 'Freedom and/or Limitations', by exploring the idea of animal rights, however I found that I didn't find this interesting enough. I then began to look into roots and the idea of how it takes over everything that is put in its path. I found this idea really interesting as I looked into more detail, because I realised that actually roots can represent people and how people have to break through societies standards, or rules that are put in place. Everywhere we look there is some sort of restriction put in place so that we can't be our own people and we have to abide by certain rules. I then realised that our parents put a sort of restriction onto us as we are children, telling us to act a certain way because they are comfortable with it, but it makes us want to rebel. I then realised that actually, we put our parents in these boxes to make ourselves feel comfortable when we are younger. It was really important that I was able to show this thoroughly through my final piece, so I took a really interesting photograph from each of my final piece photoshoots and enlarged the brightly coloured ones, whilst I had the black and white ones in children's shoe boxes. The reason for this, is that I feel that it really shows the difference between a child's mind and it growing and becoming more mature in the way that we view people. This ultimately shows us just like roots and breaking through anything that is put in our way, that is why I wanted to capture the colourful photo booth photographs, to really emphasise this.

