



Pearson

GCE A Level Advanced Art and Design

**Fine Art
Component 1**

LEO

Total Mark 60 (48+PS12)

	A01 Develop	A02 Explore and Select	A03 Record	A04 Realise	Personal Study
Mark	12	12	12	12	12
Performance Level	4	4	4	4	4
	Total out of 90				60

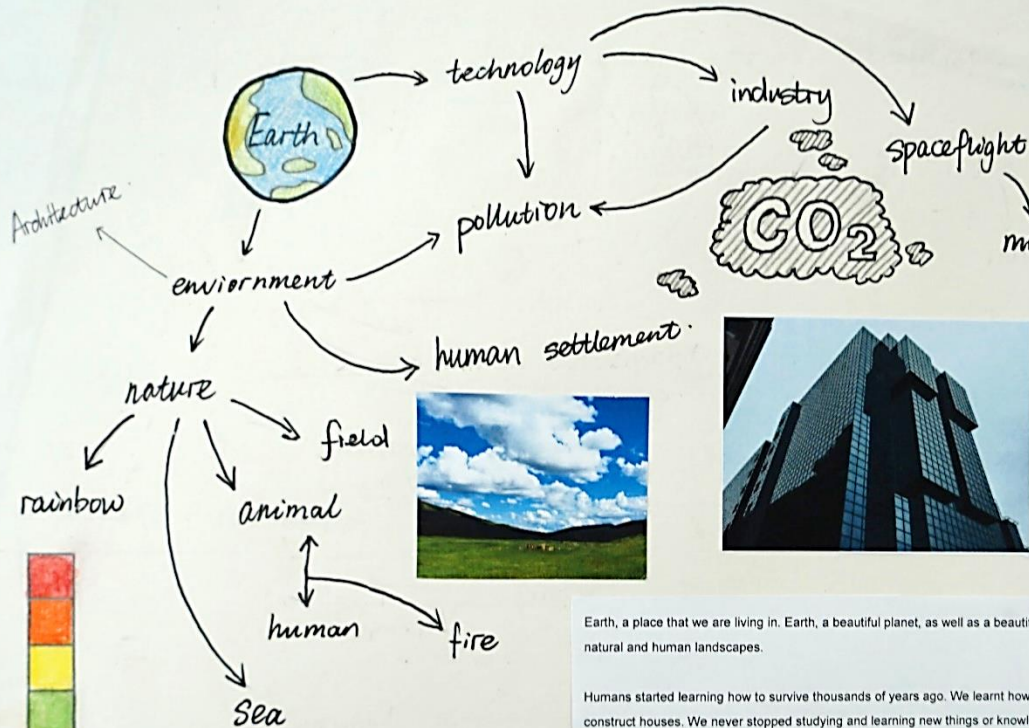
Discovery and Exploration

Through my project and my sketchbook, I just focus on the environment that around us and probably go further exploration about outside the earth as well as the solutions to protect the earth.

Sometimes, I walk off the street around the central of the city or the avenue in the countryside, I just inspired by the view of what I see, such as, a group of tall buildings or the old and thick trees grow in rows. The feeling of seeing those stuff is kind of like admire and adore the work that had done by the nature or human. The feeling makes the ideas just suddenly pop up in my mind. So, I decided to choose this topic for my sketchbook.

From the beginning of my sketchbook, I will just discover the topic step by step and make it logical, reliable and characteristic.

Exploration & Discovery



Firstly, to explore the current existent buildings (human settlements). Then, have a look at the ancient architecture and to find its beauty. Next, to predict how the future world will be like.



universe → other planets → galaxy
 if we can find another earth?

To protect the earth

recycling → renewable energy

Find the relationship between us and environment.
 Find the beauty around us.
 protect it, be sustainable.

Earth, a place that we are living in. Earth, a beautiful planet, as well as a beautiful home. It has a lot of amazing natural and human landscapes.


Humans started learning how to survive thousands of years ago. We learnt how to use fire, how to cook, how to construct houses. We never stopped studying and learning new things or knowledge. That is why now we have lamps to help us light up the darkness. That is why we have a huge number of aircrafts so that we can travel anywhere more easily. That is why we have supercomputers to deal with the complicated calculations instead of people to do it. That is why we invented the telescope to help us find or get to know about other planets. We are also trying to find out something that we have not known yet.

However, we have now around seven billion people living on the earth. We are using and consuming a large amount of resources which are not renewable. The environment around us is getting polluted, such as the air pollution, light pollution, nuclear pollution, greenhouse effect, even more and more animals are becoming endangered, the area of forest has decreased and so on. So far, our earth is okay for us to live at the moment, but soon, one day, it will not be suitable for humans to live anymore.

Hence, people are trying to explore and find out if there are any other planets similar to the earth for humans to live. The universe is bigger than we can imagine, earth is just like a small particle in it. With the technology that we own so far, it is difficult for humans to reach any planets far away from earth and also it will take a long time.

If we cannot find any other livable planets, what we should do? It is really important and necessary for us to improve and protect our home - earth. As well as to know how important it is.


Environment




Human Settlement



A city is a human settlement. It has a large area and a big number of population. Also, it is full of skyscrapers and lots of aircraft fly in the sky. The life styles of most people who live in a modern city is just to go to work and earn their living, due to the demand of the development of society.



A train station is a railway facility where trains regularly stop to load or unload passengers or freight. Rail passenger journeys reached a record high of 165 billion between 2014 - 2015 in Great Britain.



London King's cross station

London Liverpool Street station


In my project, I would like to show both the beautiful parts and polluted parts of the environment around us. As well as the outside of earth, such as, the moon or other planets or what the universe looks like. At the end, I would like to display what we can do to improve the environment.

There are a lot of nice natural or artificial scenes in this world. For example, a rainbow, the sea, a field, waterfalls, animals....Also, we can usually find the beauty of a city or a town, such as, a group of tall buildings situated around each other or a train through a village.

Nevertheless, modern cities are over-populated, more rubbish is made and thrown in the street, some factories are built up, a lot of smokestacks appeared and caused serious air pollution, the area of forest has decreased due to the demand of paper, some cities use the river or sea to get rid of sewage...




Compared to the universe, the earth is really small. We are trying to find out the mystery of the universe. There are a huge number of planets and galaxies in the universe, but, we have only achieved moon.




To improve the current situation of the environment, what we could do is really simple. For example, throw our rubbish into the correct bin (plastic, glass, metal, paper all belong in the recycling), encourage people to use renewable energy (solar power, wind power generation) and so on.




I took these pictures at London Liverpool Street station and King's Cross station. The reason I took these pictures is that I just looked up and saw the roofs which have such amazing and beautiful structures.

Once, an idea just popped up in my mind, I tried to add some different filters on these pictures and to see how it will look like.





→ I wanted to print a picture on a normal A4 paper, but I printed it with copier film by accident. Then, because it is transparent, I found that it has different effects if it overlaps with another picture of the image that I printed. I realized that sometimes mistakes can come out really well.



In the real train stations, they are usually made by metals which only have the colour of black. I would like to try to make it more characteristic and colourful. So, I decided to use red and blue as the major colours in this painting, also, I chose to do it in the

way of watercolour painting. It gives me the feeling of relaxation and comfort*. At the final step of completing this painting, I also used sharp colour pencils to make-up and improve the whole effect.

*The reason that it gives me the feeling of relaxation and comfort is that I enjoy the process of doing this painting step by step, especially when the blue colour and red colour mix together and form violet

Artists Link

Firstly I'd like to have a look at 0
and to see how they see the world.

This first idea is about the Futu

Giacomo b




Giacomo Balla was
an art teacher and poet best known
as a key proponent for futurism.

At age nine, he began working in a

lithograph print shop after the death of his dad.
He also worked in Rome as an illustrator,
caricaturist and portrait painter for several
years. His work was exhibited at major exhibitions
in Rome and Venice as well as in Munich, Berlin
and Düsseldorf. Around 1902, he adopted the
futurism style, creating a pictorial depiction of
light, movement and speed.

For these artworks, I like the third one more
than other three images. Because this
painting has a fast speed and the motion
is obvious with the major colour of brown.
Also, the shadows in this painting make
it more characteristic. The use of both
straight and curvy lines create layers
which illustrate the painting of time.
Comparing with my work, the use of
straight lines create the feeling of
the continuous of the time.



I like the style of
these his artworks.
My photographic works
and the drawings of
King's Cross Station
are also similar to
those artworks.

Futurism

Futurism was an artistic and social movement that originated in Italy in the early 20th century. The Futurists practiced in every every medium of art including painting, sculpture, ceramics, graphic design, industrial design, interior design, textiles, music, architecture and even gastronomy.

Its key figures were the Italians:

Giacomo Balla, Filippo Tommaso Marinetti.


Russians: Natalia Goncharova.



Robert Delaunay

Robert Delaunay was a French artist who noted for its use of strong colour and geometric shapes. His later works were more abstract. His key influence related to bold use of colour and a clear love of experimentation with both depth and tone.







on which has
to make the




ght coloured
the layer
step two.

to cover


5. At final step, I used little
knife to shave the top layer
and made a pattern that
I want



was crayon technic



I keep doing this experiment in order to explore more. I chose the different colours for the bottom layers so that when the products are formed, they will have different colours as well. Also, I worked on different images. Not just use the same photo and do it with the different colours. I found that this experiment is quite interesting, because I like the process of using the sharp knife to shave the top layer and make different nice patterns in many colours.





李其山 60
L. King




1. I took some printing ink and spread it on a board by using the roller

2. I used roller to make the printing ink cover the back side of the photocopy of one of my photographs.

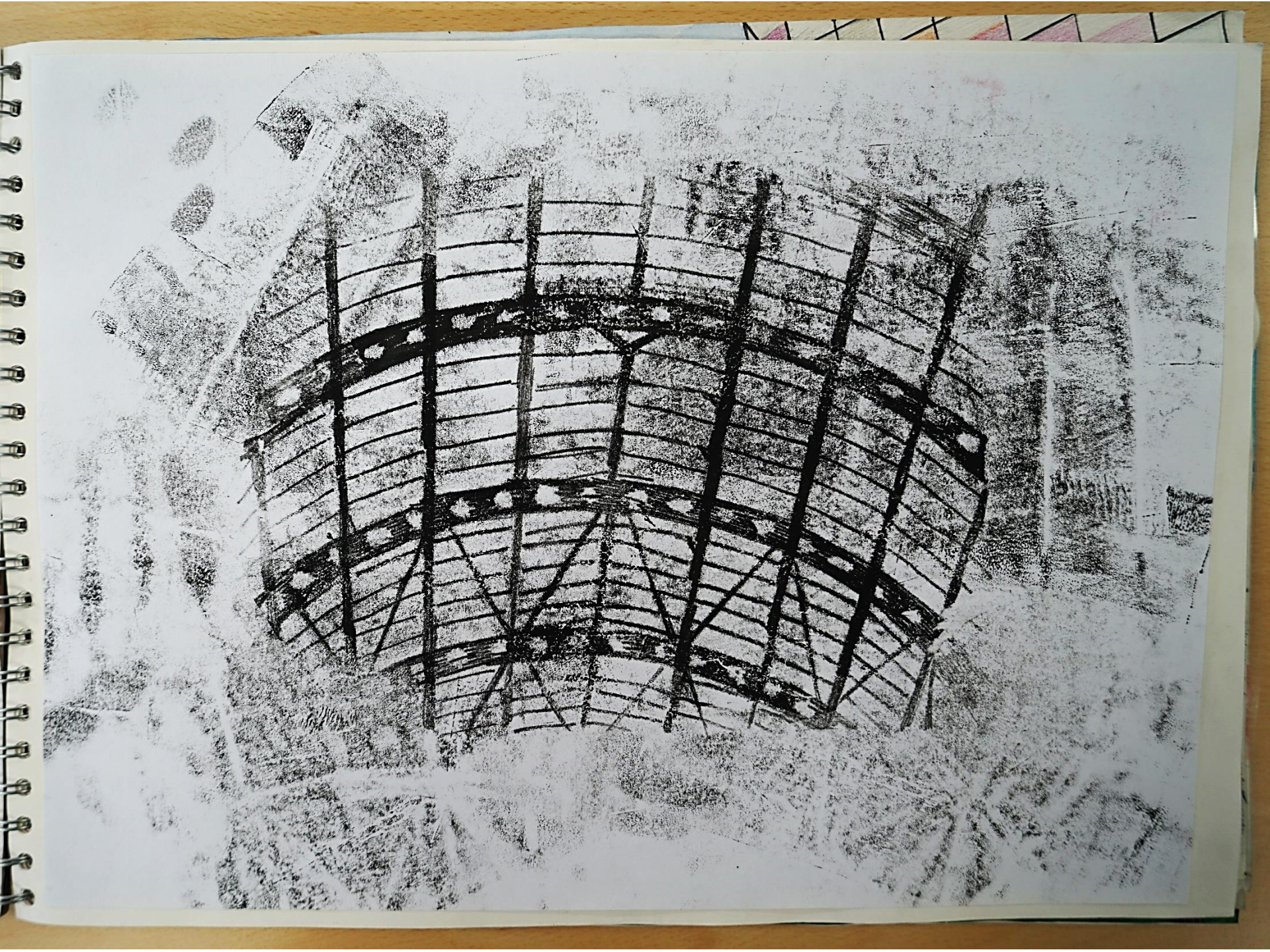


3. Revert the image, make the side that covered by printing ink get touched with another paper. Then, I chose to use pencil to touch the lines or the parts of the image that I want it to be printed.

4. I separated the image and the paper carefully. Finally, I got the outcome of this experiment.




Mono printing







3.



4.



I keep doing the mono printing. This time I tried to print the photograph of King's Cross Station. I chose to print the dark parts of the photo so that the comparison of the colour of black and white will be obvious, also, the whole shape and effect on the final printing will be ideal and good.



THE LARGE CANVAS.

1.



Use white pigment to cover the stains that appeared on the canvas.

2.




I chose to use blue acrylic to paint the whole canvas into blue due to the background colour of this painting is blue.

3.



I used the black acrylic to draw the main lines (or pattern).

4.



Continue drawing the lines

5.





continue drawing more lines in order to finish the pattern

6.



I did more details of this painting and finished doing this canvas





The original picture of this painting is a photo that I took while I was in the elevator going up to the surface from underground in London. The roof of this station was just glasses and the structural materials that in the form of lines which can make the roof in the shape of semi-circle. At that day, the sky was very blue, from the sight of me, I could just see the black lines in the front of the blue sky, so, I took the pictures by using my phone. Apart from the original photo, in this painting, it contains only black and blue colour, and the black lines are really apparent, obvious and dominant. When I finished this painting, I rotated it, so that I can get the different views. It gave different feelings and effects when I saw it from different views and made me think about more, for example, it made me imagine what the end of these lines will look like, and what the whole image will look like if I added the end of these lines in this painting.



IMG_4043.jpg

10/17/2016

10/17/2016 10:17:20 AM

THE HUMAN SETTLEMENT — OUT OF THE TRAIN STATION

The project that I have done so far in my sketchbook is just mainly about the train stations, especially the roofs of those train stations. At the start, I was just suddenly looked up and saw the beauty of the shape of the roof in a train station and I got inspired by this. That is the reason I was focusing on the lines of different roofs. Then, I tried to express the beauty in art ways. For example, I used the pencil to sketch, I also used colour pencils, I did some paintings by watercolours, I had done a large canvas, I tried some experiments as well, like, I used wax crayons to make some patterns and once I tried mono printing.

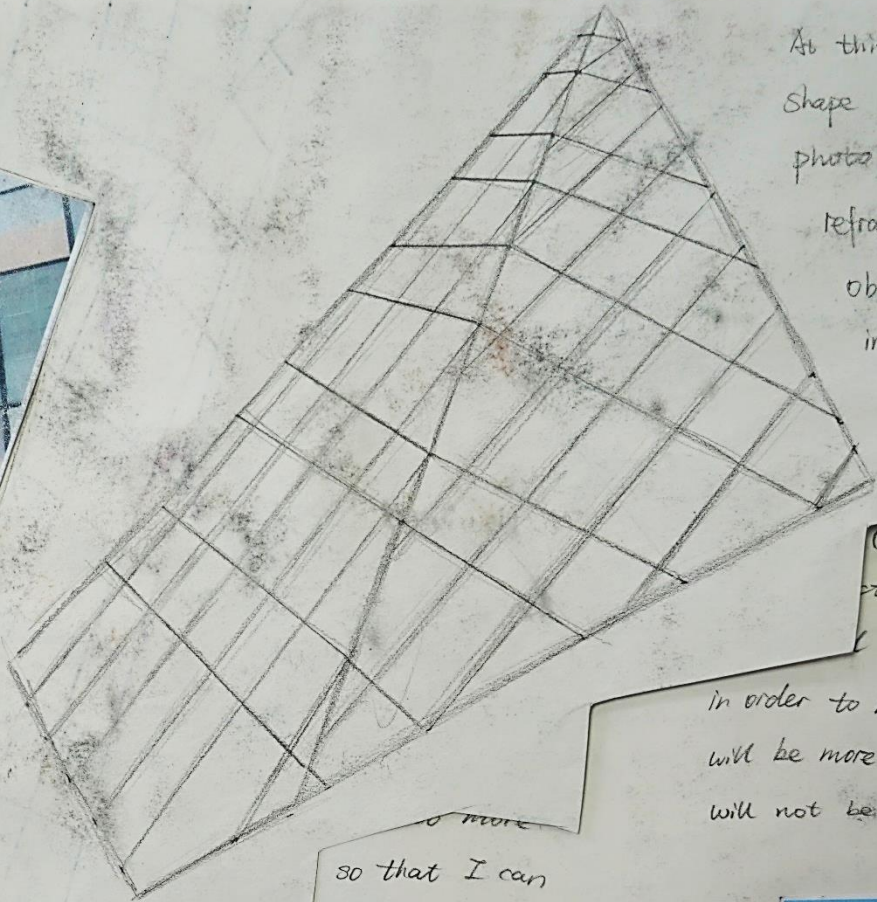
Nevertheless, a train station is actually just a really small part of our city. There are more to explore and there are also more that I can focus on. Let me just expand my sight so that I can discover more stuff that can inspire me. Firstly, the train stations are parts of a city, so, what things are around those train stations? Roads? Houses? Bus stops? Skyscrapers? Traffic lights? Squares? Souvenir shops? Coffee shops? Restaurants? Maybe these stuff are just around the train stations that locate in a big city, what about the train station in a small town, what things are around it?

Probably, they could be a car park? A taxi waiting point? A way that can access the riverside? Therefore, just to explore, there will be a lot of things that out of a train station. From the next step of my sketchbook, I am not going to only focus on train stations, I am going to explore more. I would like to discover the beauties which are apart from train stations. Of course, I will also make the connections between the following works and what I have done before in order to make sure that my project will be more fluent, more logical and will not be messy.



exploration of urban area





At this point, I worked on the shape and lines of the original photo. Because the connection and refraction of the lines are really obvious, as well as, it is quite interesting.

apart from train
Of course, I will also make
connections between the following
what I have done before

in order to make sure that my project
will be more fluent, more logical and
will not be messy.


so that I can
the train stations
of those train stations?




scrapers? Traffic lights? Squares?
? Restaurants? Maybe these stuff are
rs that locate in a big city, what about
town, what things are around it?



exploration of urban area

I just simply
sketch the shapes
of these buildings.





World in black and white.

After express my interests to the beauty of the night, I found that

there are many good images that added on a filter, as shown.

Without any colour, only black and white, which gives a strong feeling of the concrete and the artificiality. However, such as the photo of sea, after photoshopping, the




scenery still give a different feeling and special.



"All the photos are taken by me"








→ This is a big sketch that I've done, which shows different buildings around the place I've been to.

This sketch shows the diversity of the architecture around the world. The buildings from this sketch are from England, Iceland, and China. Include the ancient architecture and also the contemporary ones.


The world is diverse, this large drawing represent the places I've been to, the buildings I have visited.



Sketches of the landmarks.



Beijing, a Saturday afternoon



Canary wharf, London, an afternoon when I was walking off the river Thames.



Shanghai skyline.



These are the drawings I have done
by using pen on the papers.
Sketching the features of each city,
from its culture, history and architecture.
As well as, from different angles, views,
there will be something different.



London, near the green park.
It was during exeat.




"Qianmen" in Beijing. I was with my grandma there.




Just zoom in the sketches
that I've done, and look
at the details.

Look at the details of the sketches,
it is very interesting. The image
forms are showed in the nature
of both abstract
and the reality.

Especially, the geometry,
the composition and
the lines.

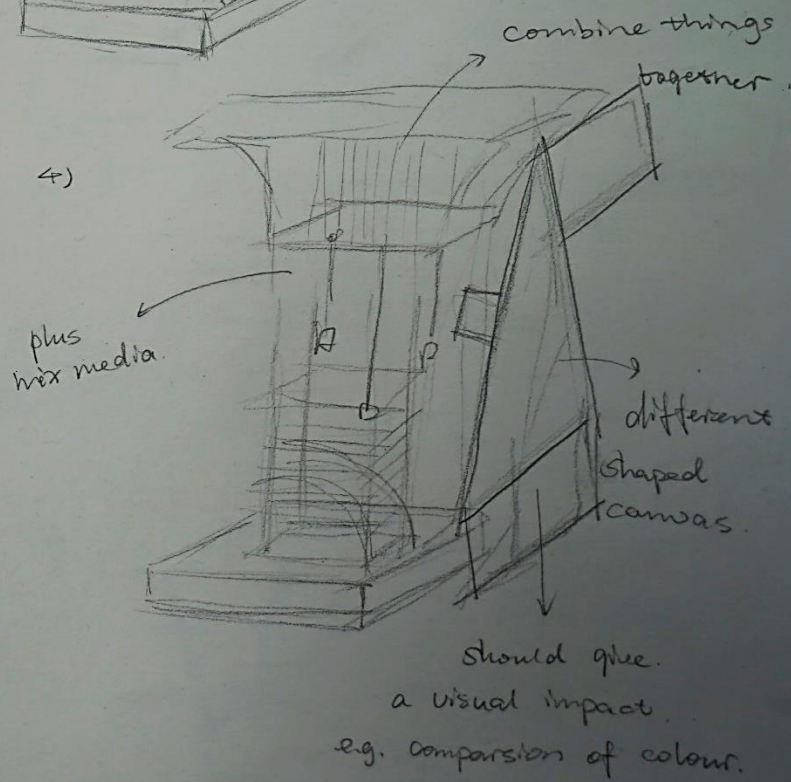
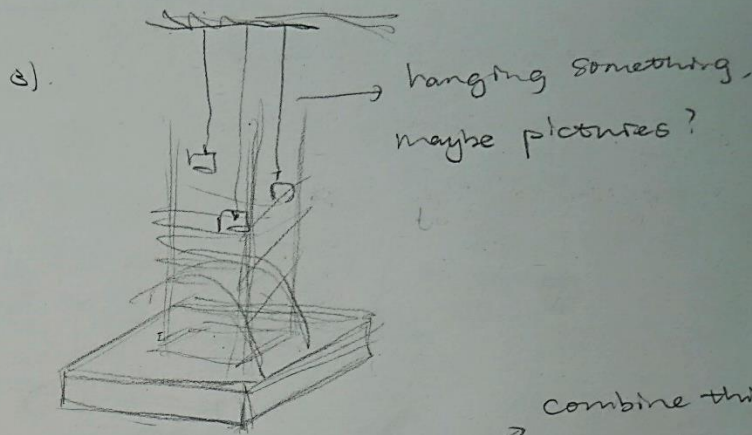
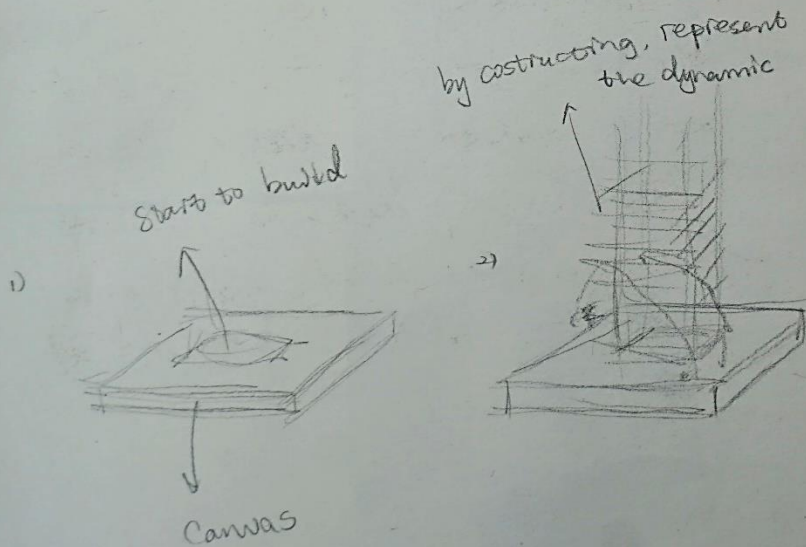




I cut the photocopies of my sketches into parts, then, I stucked them together again but to form a different scene. It looks like a group of Buildings with small trees in it. Next, I sticket black paper lines on it, in order to link back to last page which represent different views of a city.

I can also try with creating things from different shapes, better to combine with other elements too. probably represent the dynamics in order to reflect to Futurism.

I can use different materials, such as wood sticks, canvas, oil on canvas, photography, wood board, and so on, to try things out, combine different ideas.


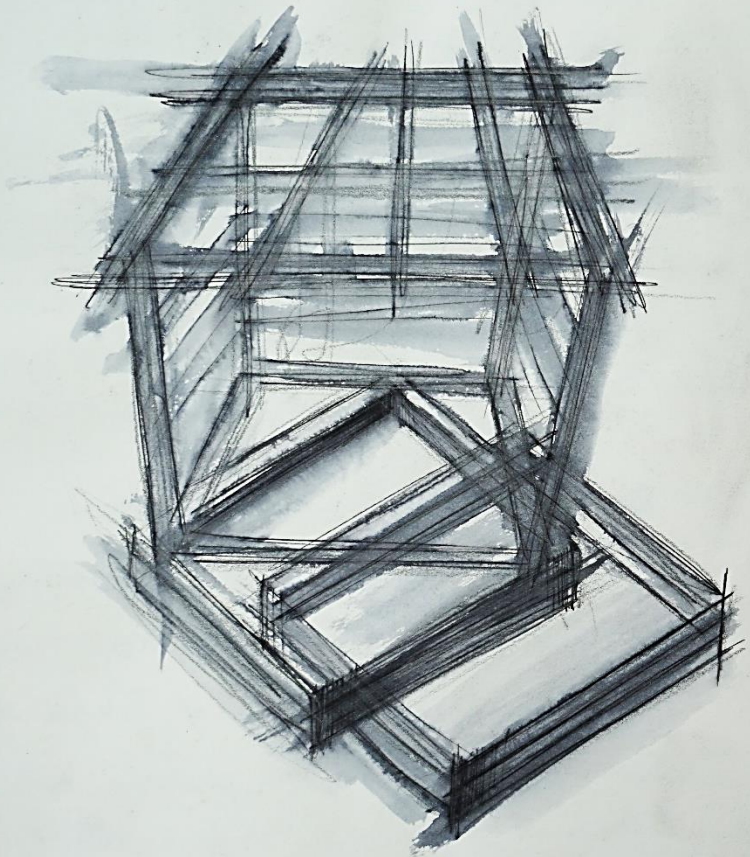


This piece is not finished as I planned to...
But I'll somehow reuse it in the future work.


Process of making this work:



Reconstructing structures on an old canvas. Hanging the photography that printed on the isotope on the structure. The element of Frank Stella is that I was planning to represent it through the wall of this sculpture.



observation to the still structure,
with the still life, the shadow, and the
material.



Suprematism / Constructivism



After seen Frank Stella's work, I found suprematism and constructivism artworks very interesting. Their artwork are more dynamic and not very conventional. I like the geometry patterns and the use of colours





Rob Cartwright

This is a photograph that taken by Rob Cartwright. It shows a brutalist car park in the west of London. I quite like this photo, because it is a black-and-white photograph, the building in this photo is obviously really ancient, the black and white colour make this feature much more vivid and characteristic. Also, this photo gives me a lot of look at those dark and deep blacks from this photo, it affects me feel kind of sad, because this photo illustrates the age of

were many stories in this car
maybe it has been deserted. This
day that this photo was taken



Now let me just back to the real city after the imagination of metals. There are some photos that I took in Beijing. All these photos were taken by me while I was in the car on my way to go to back home.



Beauty is everywhere in our lives, we just need to discover it.



This is a symbolic building in Beijing, it is the main office for the China Central Television (CCTV), and it is located in the central business district. It also got a lot of awards for its architecture style. I think it is the best way to use mono printing to express its structure, its appearance, the lines on it, and the scale.


When someone is lost or feel dizzy or got confused, what he/she will see? In my opinion, they may cannot see really well, everything in their eyes is just very unclear or it may feel also feel like everything moving, that is why they feel dizzy and lost.

Also, what they see may just lots lots of dots and those dots are moving. So, I got this inspiration, I used wax crayons to draw this picture and just dot by dot. It combines lots of different colours, when I look at this painting within a certain distance, I can see rough shapes for buildings in that photo. However, if I look at it a bit close, it is difficult




to distinguish anything. That's the reason that I decided to express the feeling is this way.

Artist link — Georges seurat




When you first time come to a unacquainted
got lost and you are just keep going, keep
somewhere that you are unsure about who
like, but you are just going forward and

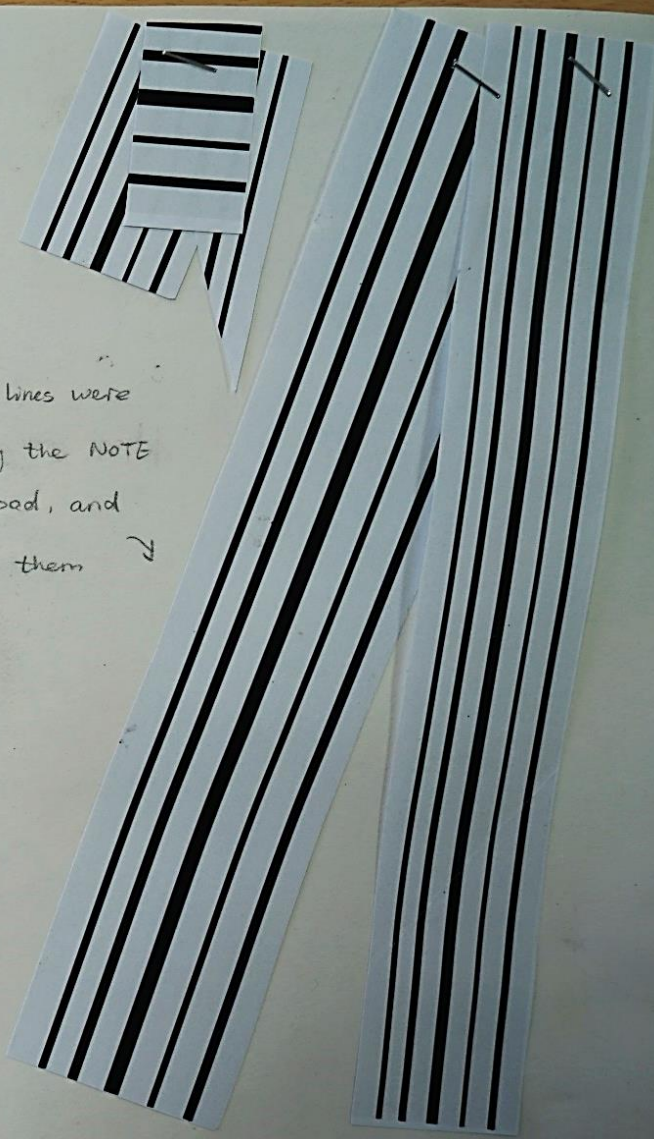



You can find
there are a lot of
construction plants
off the roads while
you are walking.
When you look upward,
you can see many cranes,
fences and complex structures.
It means everything.....
is developing.....

I cut these lines individually, and stick them into different shapes at different positions, and some of them overlap with each other. This pattern is combined with those lines with different thickness. Some lines are really thin or short, but some lines are very thick and long. The shape of the pattern can be seen as so many things if you imagine it, such as the track of the train, the wires, the parts of a crane or maybe even could be the parts of the Eiffel Tower.....




These lines were drawn by the NOTE on my Ipad, and I printed them out.






These works are created
by using ink and some



By zooming in a part of
the incomplete pattern,
Sometimes you can find the
beauty and mystery. It
usually gives you something
new and probably can
make you surprised. For
this image, it is just a part
of the pattern, so it pushes
you to imagine and give you
a kind of feeling that
cannot be expressed.






I cut one of my work into these little pieces. These little pieces were just held by my hand, and I just dropped them, so each piece was fell in a random position, and I just sticked them in that position, as well as, I recorded this experiment.

Record of this experiment





Negative drawings

After the last experiment, I found that those works that I had done are all black lines based on a white background, so, I decided it to change a way to express it. What I thought is that to do some negative drawings. After I have done these paintings, as what I expected, it gives me different feelings compare to those that I have done with the white background, and the shapes still there, you can still




imagine what the pattern represented. Another thing is that, these negative drawings can remind me the ~~works~~ that I have done before, such as the painting that I did after I looked the picture of a car park that taken by Rob.


Producing a random sculpture and playing in the dark room



After the negative drawings, I started to thinking about what if I just make something real. When I looked at those lines, paintings and patterns that I have done, I got an idea is to use lollipop sticks or little matches and maybe wooden wire to make something not regular shaped. I made some fundamental shapes firstly, like triangles, parallel lines and parallelogram. Then I just connected them by sticking other sticks randomly. After this sculpture has made, I went to the dark room. Because I can strike light on this sculpture and I can take some photos of its shadows, to see what comes out. I took plenty of photographs, there are also some of photos are displayed in the following page. The final outcomes are also kind of ideal.




Inspired by the constructivism arts.













Those photos or paintings that I have done previously are all in black (mainly colour). It will be more characteristics if there any work referred in a contrary colour. There are some picture that I took of a tower that similar to Eiffel Tower. I zoomed into a specific area that shows the clear lines. Then, mono printing would be a choice to illustrate these photos.





A combined element

Once, an idea just came out. Just have a try on combining different elements and skills that I expressed before. A photo that I took in the dark room plus the skill of drawing something dot by dot. So the outcome of this idea finally represent like this. Kind of like the shadow of something, not field, but not separated as well.



Just keep trying make the different pattern by using different background colour. This piece is just like the last one, it is formed by the little black dots, but the pattern on it seems like the train tracks or thin wires. I have done plenty of works and explorations on the structure of something, like the construction sites or cranes or roofs...

It's time to move on...

It's time to continue the journey.....

Let's review the journey, to see where I have been...

Train Station (first time came into a big modern city) [Human Settlement]

Futurism
photoshop
trying the new experiment.

roof of the train station # shape.
structure # curve # watercolour
detailed drawing. # canvas.

Modern City

buildings
shape of a building.
photos. # SanLiTun

skyscrapers
sky # interesting patterns
monoprinting. # drawing by dots
light # confused
dizzy # lost # Brutalist

Structure

Lines

abstract. # carpark
combined element

construction sites
cranes # cut pieces.
negative # positive
darkroom

wires

What am I going to do next ????

.....

You keep walking, keep working hard, keep socialising, you keep yourself very busy, to make yourself not alone, to survive in such a big city....

WHY DON'T YOU GIVE YOURSELF A BREAK? WHY?

Just take a break, get into nature, explore it, experience the life without crowded streets, traffic, shopping centres....

There are so many things that you never tried, so many stuff is worthy to have a go.... Be brave, and start a new journey (adventure)....

Nature ⇌ Environment

trees # field # beach # bluesky # sea
forest # biodiversity # rainbow
environmental art. # leaf # natural heritage. # snow
rain # ice # glacier # flowers
animals


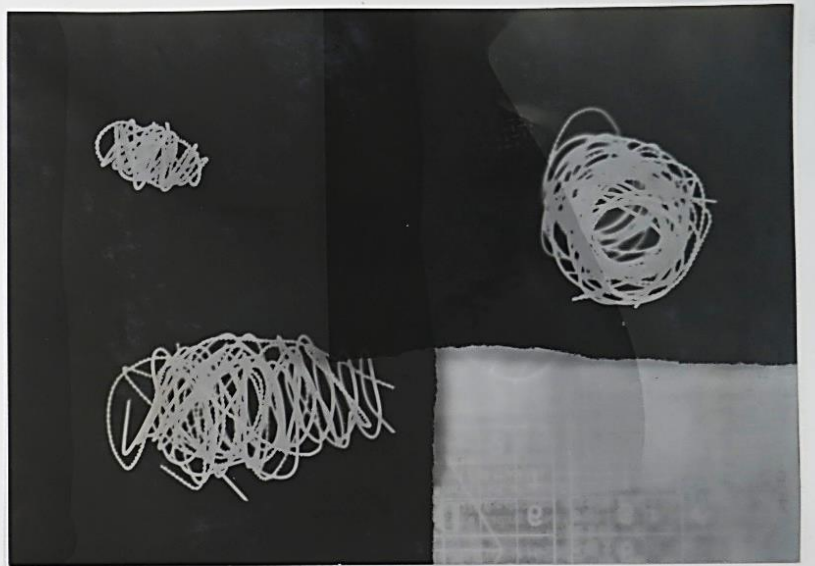

Art and Environment




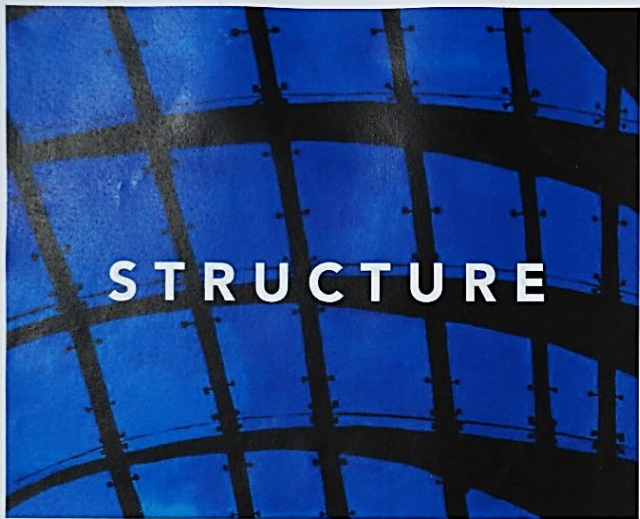
Spiral Jetty

NATURE











STRUCTURE - SUSTAINABILITY - ENVIRONMENT

I have done three canvas which represented my themes. The three pictures shown are the three canvas that I've done with its meaning on the top of it.



I found that only use as the canvas to represent the topics is not enough. Then, I selected three photos that I've taken which are suitable for my themes, next, I photoshoped them, made them look not clearly, and display the corresponding theme on it.

Inspired by Artworks $\xrightarrow{\text{links}}$ Go back to the previous pages $\xleftarrow{\text{links}}$ What I have now

The sketch book carries on till now, I think I should organize my thinking, to make a summary and to know the orientation which leads me to the further development.

It is necessary and good to look at the previous pages I have done and compare or combine it with what I have now, to see and find the connections, inspiration, and the development.




I have visited some art galleries and also I have found some interesting artworks. In addition, I have painted some canvas, as well as, many series of photographs. There are definitely some connections and developments.

My sketch book has been developing under my theme and intention. From the beginning, exploring the train station, which led to a new idea about the focus on the structure and discovery of urban. Next, with some experiment, I did the first canvas with full planning. Then, the focus on the urban and experiments of lines and other elements took my attention to do more photographs and try something new in the dark room. Inspired by Andy Goldsworthy, I found that I link the urban (structure) with the environment and sustainability.


After seeing Sean Scully's artwork, I found that I am interested in and I am attracted by his style. Creating large scale paintings from the series of photography is what Sean Scully does, and also it is what I like. His paintings are related to the nature & architecture. His photographs normally show things with different angles, different combinations, and show the things that he found around himself within the nature, such as an ancient house, stones, or maybe the direct factories.

Let me do what I mentioned at last page. In this page, I'm going to link and compare what I have done and what I have now.

These are the artworks I found at the Fitzwilliam museum in Cambridge, which are created by the artists that in the same generation with Sean Scully.




It can be seen that there are some similarities.



I found that artwork somehow can be related to a page I've done. They all have lines in it.





These (LHS)
are Sean
Scully's photos,
Pictures at
Right hand side
are my own
photography.

Sean Scully can
create artworks,
I would like
to try as well.

I will use my own photography, and think what artwork
I am going to create and how it looks like. My initial
idea is to analyse the colours showing on my photographs
and make a series of canvas by oil or maybe acrylic to
copy Sean Scully's style. The main point is to link back to my theme about
environment/structure/sustainability. To illustrate my own opinion and emotion.



Sean Scully's photography

copy Sean Scully's style. The main point is to link back to my theme about
environment/structure/sustainability. To illustrate my own opinion and emotion.

Plan and experiment for new canvases.

Analyzing colours: (from my own photographs on the last page)

Shapes: (rough)

- Dark red / Light red / Pink / orange.










- Black / grey



- grey / yellow / dark grey + yellow



- Dark blue / navy / cold ...



Initially, I got 7 different patterns in my mind, after my carefully consideration, I would keep 4 of them, and carry on the experiment at next stage.



These are my attempts. Trying new patterns, just roughly paint them into the sketchbook, and to see which one I really like, then I will make it into a new canvas. There are six different patterns, I will finally decide three of them to my further development. (to create a new artwork).

Record of the process of painting this series of abstract work (oil on canvas)

①



②





(3)



I was inspired by Sean Scully to create this series of artwork. At the beginning, it was just my own photography and compared with Scully's. Then, I found some links, and some related ideas. Hence, I carried out experiment of how the canvas going to be like, to see which ones are my favourite, and do the further development.

This series of work, it is linked to "light", "architecture", "environment" and so on...

After this short project of abstraction and with related study about Sean Scully. I will carry on my theme — Art and Environment.


My future form of artwork maybe will be sculptures, drawings, photographs, etc. They will all related to my theme, such as, explore the urban, get in touch with nature, etc. As well as I will do more experiments, to try things out...

Beauty is everywhere, we just need keep an eye on it and to discover or find it.

As I said, my further development will still relate to my themes, however, with the experience and the exploration of the abstraction, I tend to do more abstract artwork other than the realistic work, as well as, I would like to explore the nature area more from now on to carry on my sketchbook.


Moreover, I am also looking for more inspired artists, to have a look how they express their minds, and what media or way they use for creating artwork.

For my further study and development, I will continue my strength which is becoming to do more abstract work, and subject relate to nature and urban and diversity, and also I'll be inspired by some my old works, Sean Scully, Frank Stella, Futurism, and also many other artists or architects.







A installation

By photoshopping the canvases into the original inspirational pictures, I found that this is interesting. It gives the comparison.




One of my friends
 visited Europe and
 many galleries (museums)
 there. She posted the
 artworks she viewed.
 And I collected ^{some} ~~her~~
 of her posts.




Visiting of 798 Art Zone in Beijing







Cambridge Fitzwilliam Museum





A small gallery in the centre of
Cambridge




Fitzwilliam museum




My friend visited a gallery, and found some artworks that she thought may help me and fit in my theme.














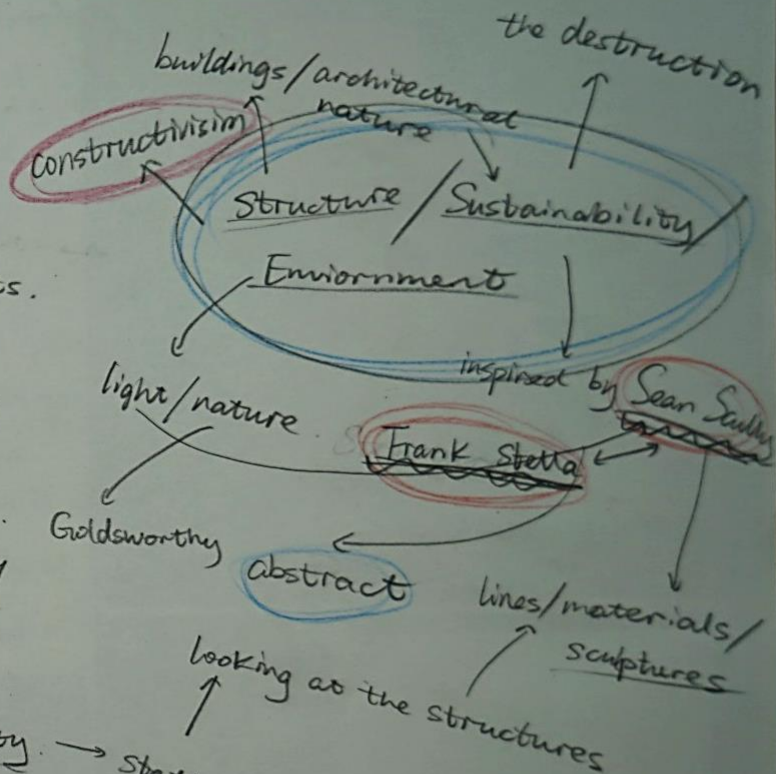






In this new book, I'll continue doing what I was doing in the last book, continue my themes.


Also, in this book I'll further develop my projects and artworks, get inspired by artists or architects, as well as, my personal study will support my studies. At the beginning of this new sketchbook, I will review what I have done so far, and combine them together so that I can make an outcome (sum up) of my theme so far, at this point.




Further study about Sean Scully / Inspired by Sean Scully

I was inspired by Sean Scully, and I produced my own artworks (3 oil on canvas painting) which were developed from my own photography works.

Sean Scully works on the geometry, and he makes large canvas. From his "Wall of Light" series, he has got the architectural element. I was think if he is an architect, what kind of building will he build or design. what will his building look like?



From his element, I wanna try it out.

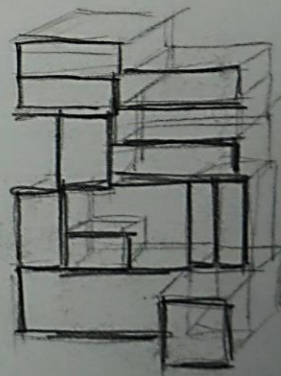


get his element

Firstly, get Sean Scully's element. copy his style, and make a my own work. This is just a 2D plan. Can I try to make it become a 3D model?

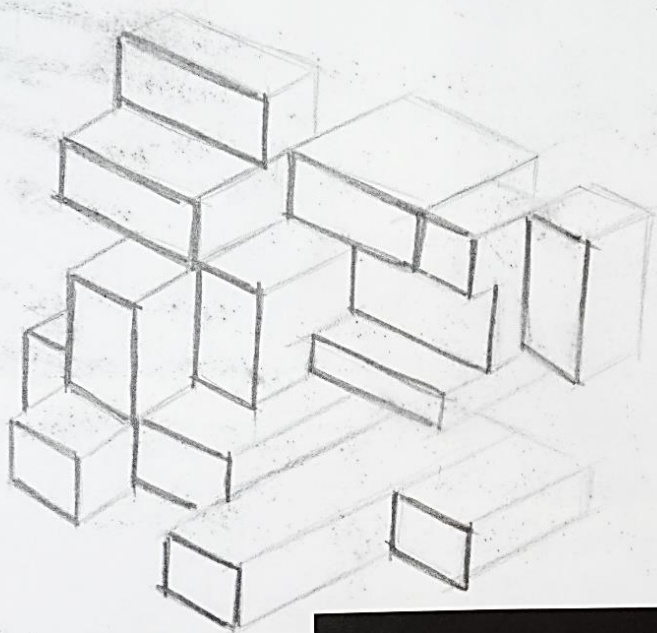
This plan is interesting, even though this is just a plan, can it be a specific view of a side of a sculpture or building?

e.g.






? So, I've got the idea, then I'll carry on and try it out

Sean Scully plays with
the geometry and
colour. So, I used
photoshop to try the
different colour
as well →
To see the comparison
and to see what
comes out





Firstly, I have made
this sculpture. →
So I have got the
taste of this idea —
developing a 2D plan into
a 3D model inspired
by Sean Scully's
element







The Review of my Previous Works, and To Combine them Together.

Sean Scully Element:



The Shape - circle







Shape - Frank Stella

This picture was captured when I was walking along old streets in Beijing. I like this capture, because of its texture, light, stunning, and the feeling of that moment. This picture also can represent the diversity of a city, for which a city's ancient aspect.

This photo somehow is related to Sean Scully's photography too.





The Lines :



These pictures are my previous work,
and I can see their relationships
and how they
connected or developed.
Next, I will combined
all of them together,
to see what can
come out.

The Shadow :




Extension of the lines / Playing with the shadows

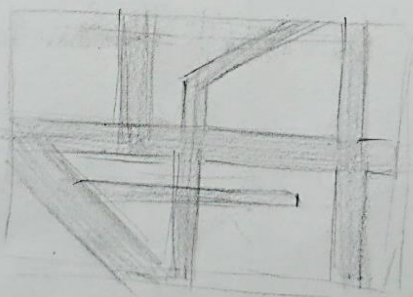





Texture / Light and Dark




Sean Scully's element



Making Process

Process of making:



A zoom up of
each blocks of colour
and the parts of
this big canvas.



Zoom in to some details. (Reverse the canvas)




Final image



120cm x 120cm / Mixed Media



Combine the element of
"Colour, Shape, Movement"

Inspired by Sean Scully, Frank Stella,
and Constructivism.




Is this just a complex structure? or Is this is a city or building that can allow people to live in?

Inspired by Geometry elements, I developed the geometrical 2D plan into a 2D-3D painting.



→ Original Colour
Black and White

Inspiration



Visit to Tate:

Zaha Hadid




RED /
HOT

BLUE /
COLD

← Strong comparison →






To learn these artworks/
paintings. To see the
composition, geometry,
dynamics and colour.




This is a model that
I made by foam.
with the elements
of the geometry
and shape.

Gallery visit (Tate):



This is a series
of canvas that I
did after I got the
inspiration from the
artworks at Tate.
As well, I combined
my own elements
which are the
Space, Structure,
Abstraction, Geometry
and Colour.

20cm x 20cm Oil on canvas.




A collage
- A mix up of
the space.

Escher's artwork



This is a piece that shows a space that is not possible to build in the real world.






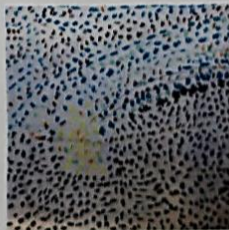



From the last page, I used collage method showed a mixed space, felt like each space is collapse with each other.

(20cm x 20cm x 20cm — wood sticks and foam.)

A sculpture I've made from my previous work and Escher's artwork.

This sculpture reflects my main theme — STRUCTURE which shows the Space, Geometry, and 3D.





A new thing
combined
with my
previous early
work elements.
Testing and
trying things
out.





Referencing back
to previous elements
Inspired by
Frank Stella






Viewing old elements, combine them together / To create a new Sustainability

Exploring the urban;
Playing with the colour



Rothko's element /
Scully's element





Constructivism



By visiting The Tate,
I found constructivism
or Suprematism
very interesting.
Also, some my
previous can
potentially or
virtually

link with constructivist and
its Architectu-
-re.



Sum up my previous elements,
and combine them.

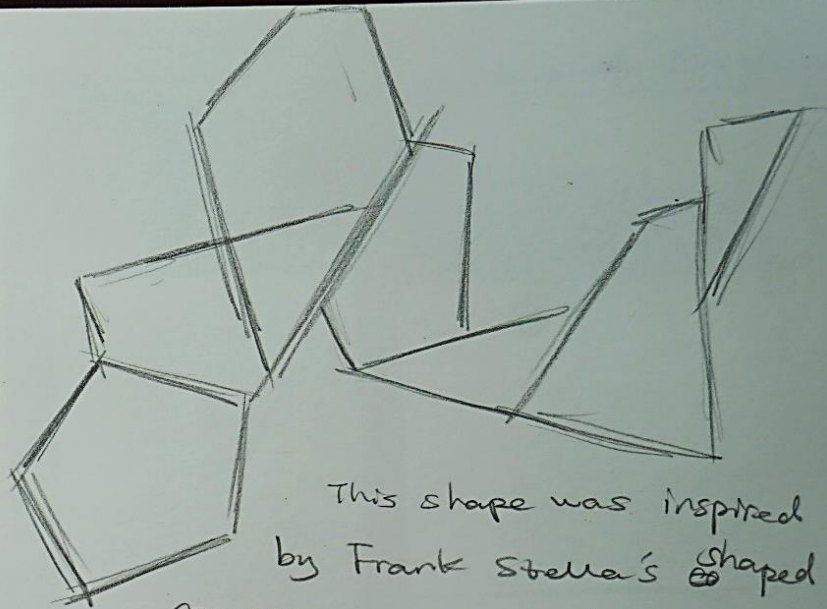

I particularly looked at the structure,
the lines element from my old
photos / sculptures / drawings. And

I also got the inspiration from the
colour blocks of Scully's element.

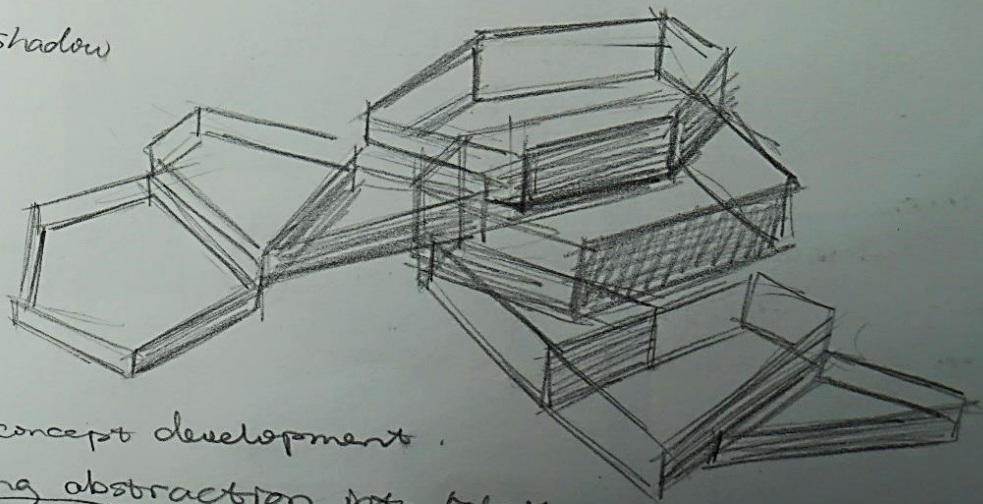
As well as, I will need to think this
work as a building to connect with

"Sustainability / Environment / Structure"

also should represent the light/shadow
or culture.






This shape was inspired
by Frank Stella's ^{shaped}
canvases.



A concept development.
Making abstraction into reality

Making process:




Then I cut woodsticks, and with the inspiration from my previous work and constructivism, I put them into the similar layout / structure. Then I will cut colourless isotates and stick it on it.




I want to play with the light and colour, so making the walls transparent is a good way. I went to DT department to cut the acrylic boards.



I used markers to paint colour on the isotates to make the roofs



With the light show on the structure it looks more romantic, and obvious with the colour / light and shadow.



I took pictures at different angles, also photochopped human figure on the picture.



Shapes → Frank Stella

Light / Shadow → Previous pages element

Structure (roof) → Constructivism

Colour → Sean Scully / Rothko

Architecture → Zaha Hadid

*
included
in my
Personal
Study


So, what happen next?

Should I zoom into the details and make new
canvas and paintings?

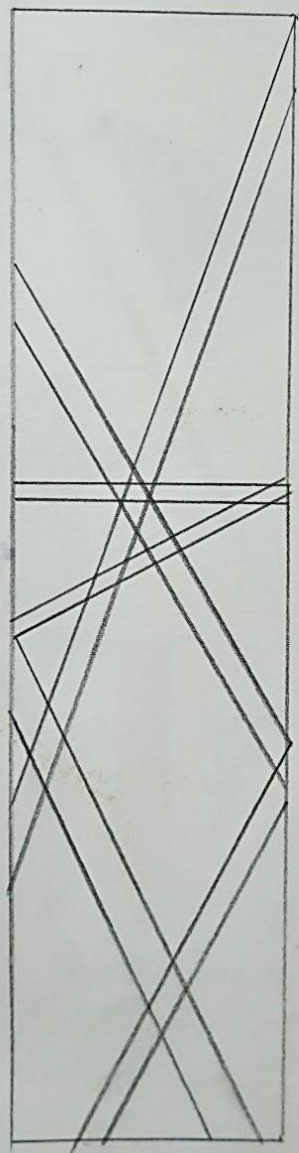
Or should I focus on the relationship between

Constructivism / Suprematism with Sean Scully / Frank Stella?

My next step is to
creat an abstract
work, as well as,
get inspiration from
the constructivism.
I will also test and
experiment with
different material
and media.



got the element
of "Structure" and
inspired by "Construction"



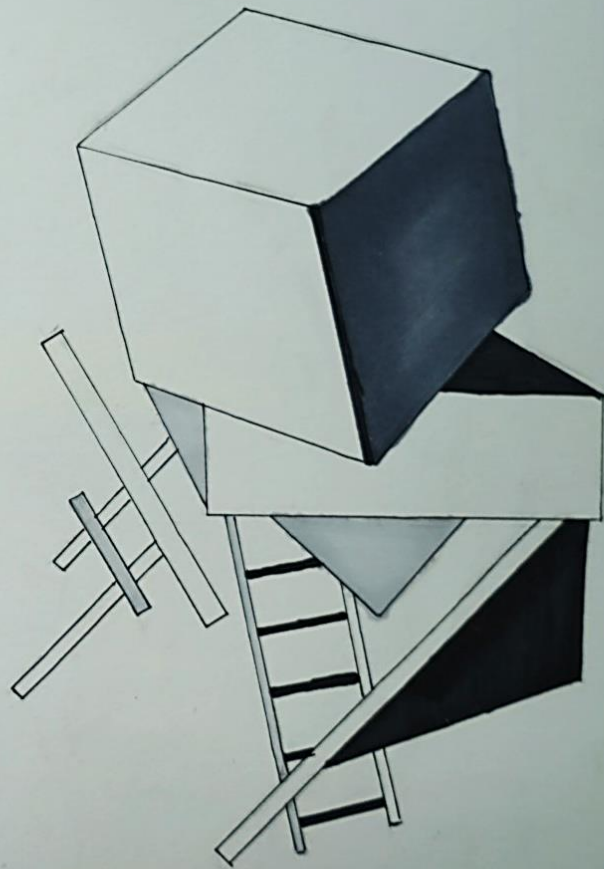
oil on wood board 25cm • 100cm.

Continue the studies about Sean Scully and Constructivism.


and to find the connections. or to contrast.

As well as continuing the themes that relates to Structure, or Sustainability.

Some key elements that important to combine together are such the colour, the movement, and the geometry.



Inspired by Suprematism.
Especially looking at the dynamics,
movement and structure and colour.



Combining Sean
Scully with the
Constructivism.
In order to create
interesting patterns.
Then I can start
to construct.
Make them into
drawings or sculptures
What I intend to
do is to develop
these ideas and
combine them
together to find the
New structural possibilities
through architecture in order
to create a scene that shows
the future possible environment.

Concept development



The use of basic
geometric pattern:

With the negative
or positive space.

To create a sculpture

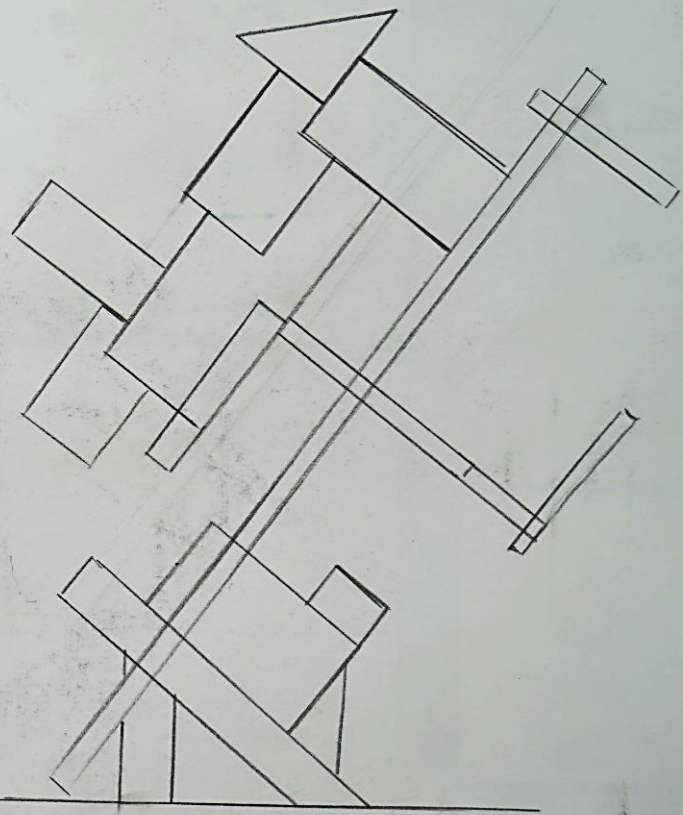
Developing and translating
the 2D plane into a
3 Dimensional space or
a model.

a series of abstractions:










inspiration:





Acrylic on canvas.

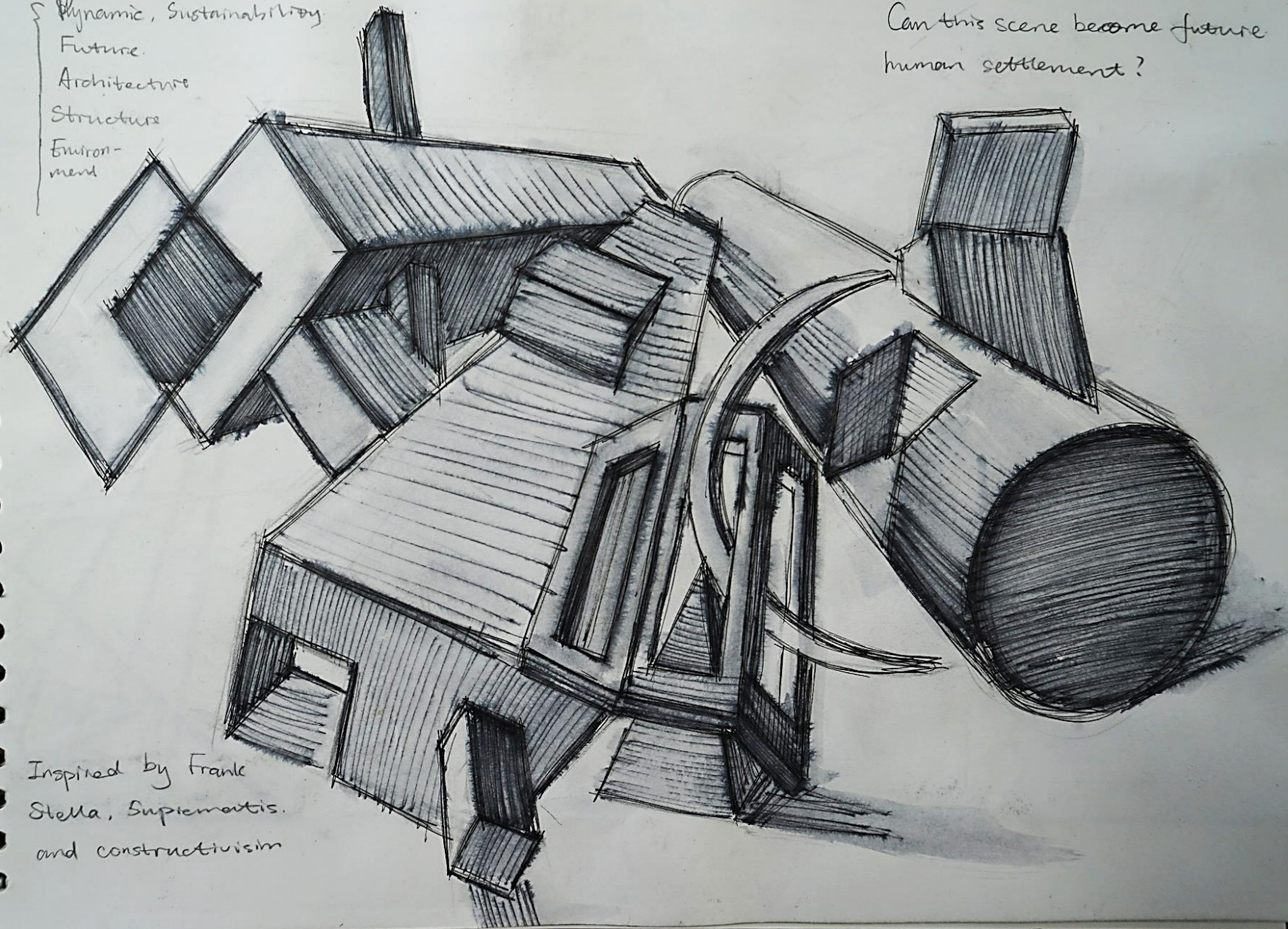


made by PVC board and wood
sticks.

I got inspiration from suprematism
to create these two sculpture.


Dynamic, Sustainability
Future.
Architecture
Structure
Environment


Can this scene become future
human settlement?



Inspired by Frank
Stella, Suprematism.
and constructivism


Inspired by constructivism and architect such as Zaha Hadid, I created this piece of work which shows a futuristic, imaginative and dynamic world. This work shows the possible structures or buildings that we may live in, in the future.







Constructivism especially focus on the movement of a constructed structure that made by different materials within the space rather than the volume.

The important ideology is the structure or a three dimensional space.



This is to represent an architectural space, interior room by using geometric patterns which eventually formed an abstract painting.





This piece work shows a future building, possibly a settlement for human that situated at this middle of a field.

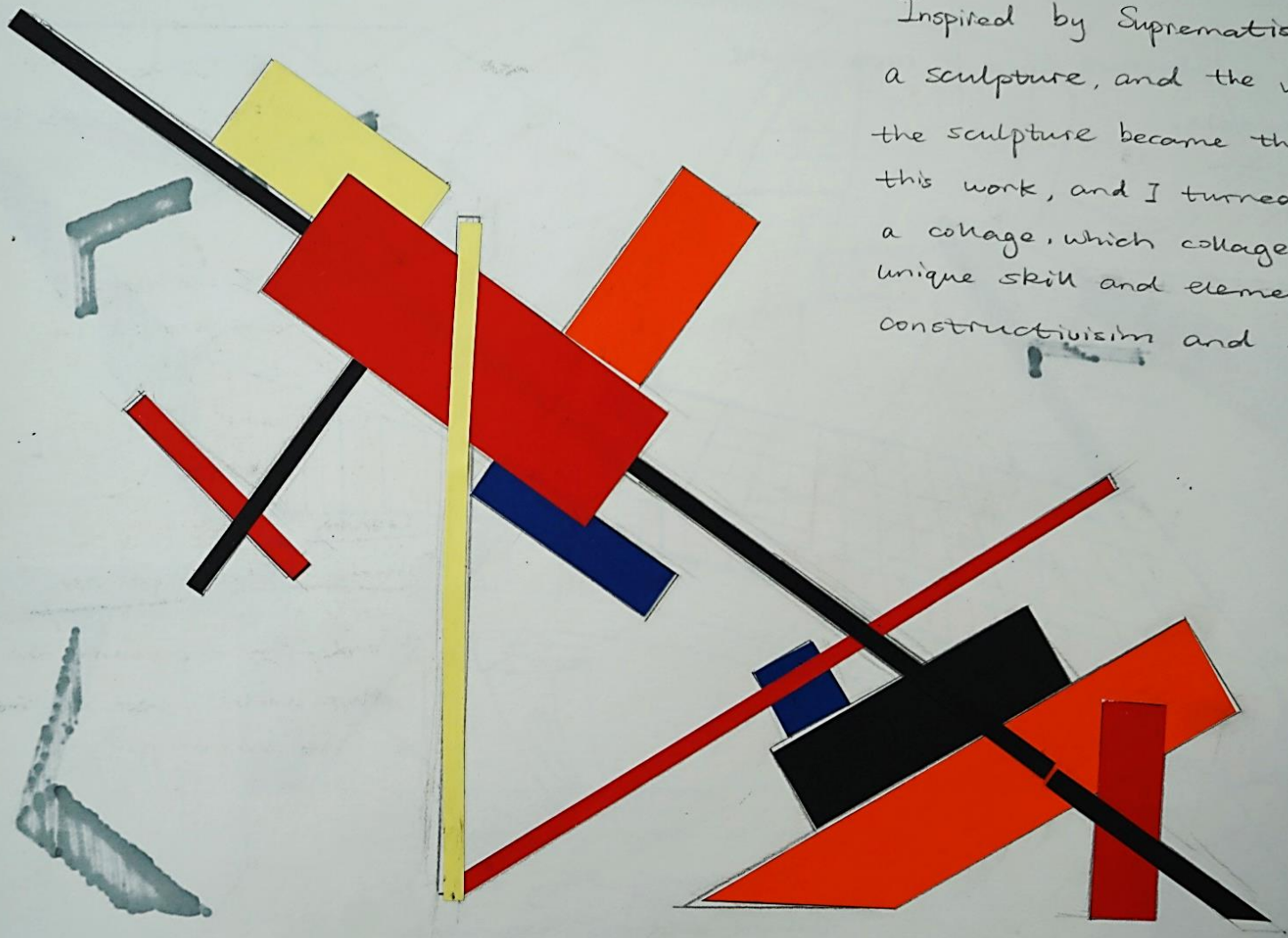
The series of paintings I've done in the previous pages are all about my main themes and concept.

Which is about :

Creating sustainable ideologis through abstract painting.

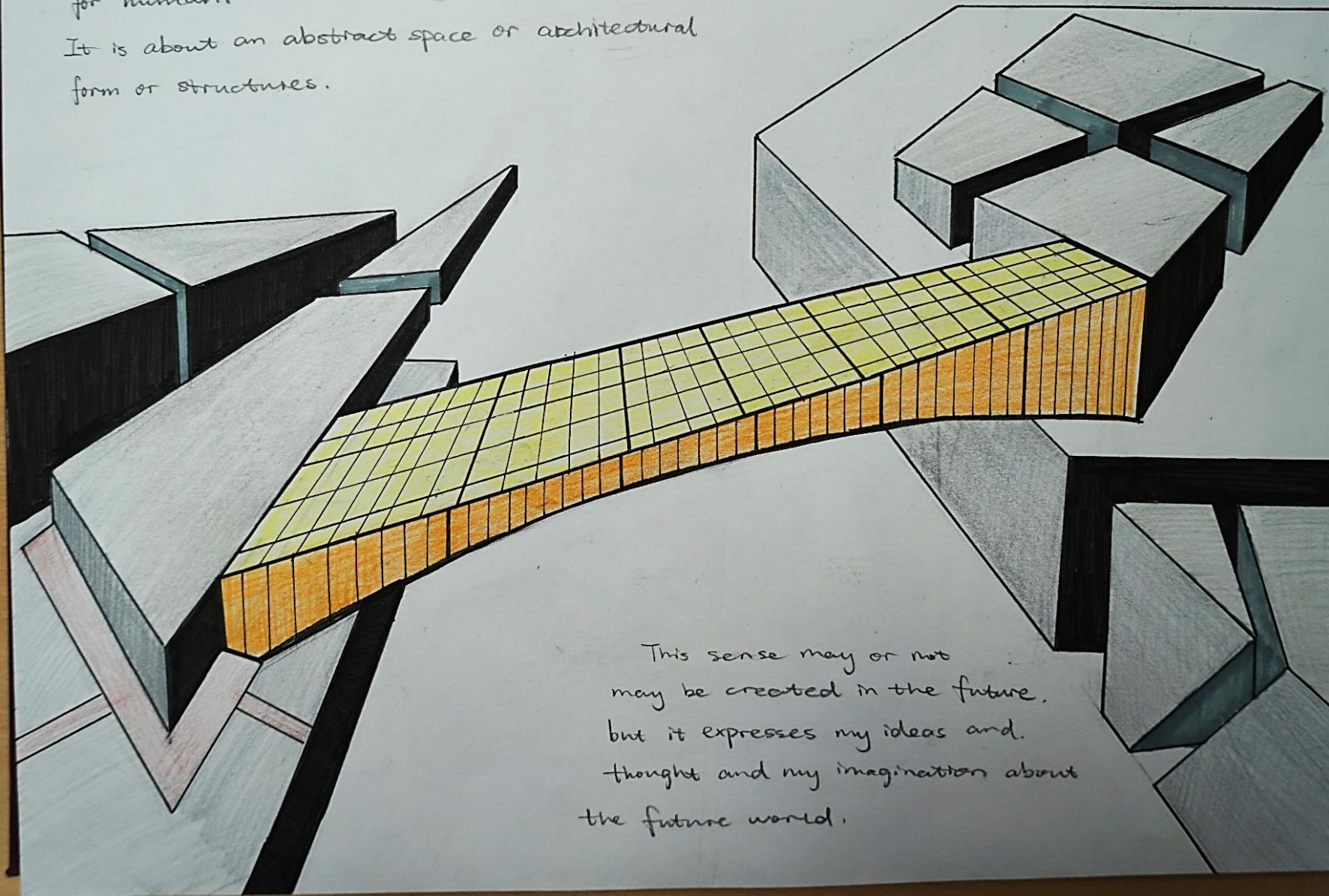
In order to represent the future world based on the ancient buildings

Inspired by Suprematism, I created a sculpture, and the view plan of the sculpture became the pattern of this work, and I turned this into a collage, which collage is a unique skill and element of constructivism and suprematism.




1 This sense represent a future settlement
for human.

It is about an abstract space or architectural
form or structures.



This sense may or not
may be created in the future,
but it expresses my ideas and
thought and my imagination about
the future world.



This whole project was around the theme about discover/explore the existing human settlement and to create or experiment possible structures through abstract paintings that related to architectural form, in order to create.

First of all, I looked into train stations to get into an urban space to discover the beauty around us at nowadays environment, and to look at the structures to find out how things are constructed. By looking into constructivism and

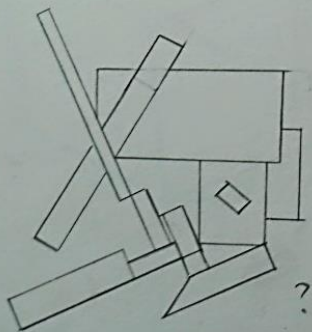


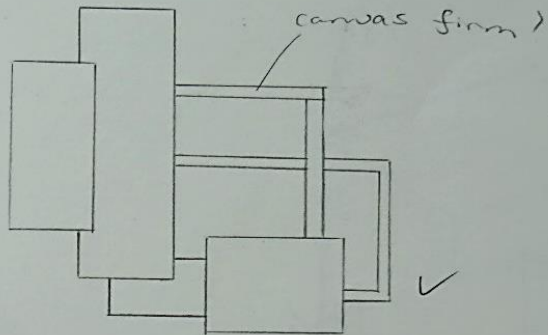
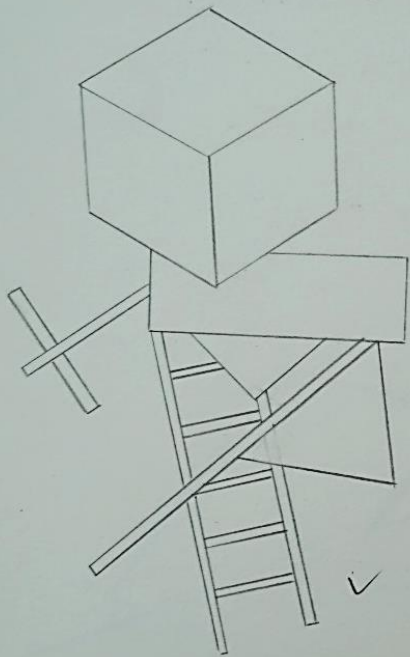
Sean Scully, I found and learnt about the relationship between architecture and abstraction, with also key elements such as the "Light, Movement, Culture, history, geometry". I was inspired by Sean Scully and Frank Stella, I created my own abstract paintings that derived from my own photoshoots. I also tried different techniques to explore art elements.

Next, I attempted the idea of translating 2D work into 3D sculptures/models, to create a new environment through architecture, because we need a more sustainable life. Inspired by Zaha and Suprematism. I tried to

used geometric patterns to represent the movement, and tried to create a possible futuristic environment/settlement by abstract paintings. Like the last pages of my sketchbook shows my imagination of the future possible world.




Inspiration from suprematism and constructivism and Frank Stella



Abstraction





casting!


canvas on the wall






Gallery Visit




















Exploring the Relationship between Abstract Art and Architecture; A study incorporating artists such as Scully and Stella, and the art movements Constructivism and Suprematism.

Introduction

In this study, I will be exploring the relationship of abstract art and architecture as it links to my interests in architecture. For this study, I will discuss about how architecture has been influenced by abstract art and the ideas of an influential architect, Zaha Hadid. I will then aim to explore the impact of Constructivist (or Suprematist) art and the influence of such movements up on Hadid, as well as, looking into the art movements during that period of time. To discover the connections between abstract paintings and architectural elements, I will be studying about Sean Scully's '*Wall of Light*' series since Scully's paintings and sculptures have their own meanings and relations to the structure or space. In addition, I shall compare Frank Stella to Scully, to see the differences and similarities of the way they deal with architectural elements. A main idea that runs through the whole study is about the ideology of 'structure' 'sustainability' and 'environment'.

Early 20th century abstract art movement

There are many buildings in the world which were built up centuries ago and still exist and mostly they are considered as cultural heritage. However, some buildings may last a long time, but I believe there is no building that can last forever, and buildings will eventually fall. New structures are designed and constructed all the time and we can see their relationship with the older forms of architecture. In the early 20th century – the period of the transition of the old and the modern, many groups of artists from different countries came up different ideas and believes about how the future world should be like, such as, Futurism, Constructivism, Cubism and so forth.

In the early 20th century, **Futurism** celebrated advanced technology and urban modernity. Futurists believe that cultural heritage or current existing humanity is degenerated and contrary to modern beliefs and spirit. Committed to the new, Futurists wanted to destroy older forms of culture and to demonstrate the beauty of modern life --- the beauty of the machine, speed, violence and change. Futurism also sparked important developments outside Italy. A synthesis of Cubism and Futurism was influential in Russia around 1912 till 1920, inspiring artists including Kazimir Malevich.

Art should directly reflect the modern industrial world

--- Constructivism

Constructivists believe that objects were to be created not in order to express beauty or the artist's outlook, or to represent the world, but to carry out the fundamental analysis of the materials and forms of art, one which might led to the design of functional objects. Constructivism especially focuses on the movement of a constructed structure that is made by different materials within the space rather than

the traditional focus of the volume. Constructivism can also be defined as the combination of the dynamics from futurism and the geometry from cubism. The important ideology is the structure or a three dimensional concept.

The artworks from both Constructivism and Suprematism show the use of colour and the geometry. Even though the paintings or the collages from these two arts look very similar, Suprematism is fundamentally opposed to constructivism. Suprematism embodies a profoundly anti-materialist, anti-utilitarian philosophy. Malevich is a representative of Suprematism art, he had a lot of impact on other artists and nowadays architecture.

Exploring how abstract arts influenced architecture

I believe that arts such as Suprematism or futurism or Cubism have had an impact on modern architecture and the built environment. These arts influenced contemporary architecture in many ways, potentially and directly. Cubism influenced modern architecture in conjunction with Futurism. This was expressed in a focus on geometric forms. Moreover, Hadid was inspired and influenced by constructivism and futurism, therefore, the buildings she designed carry the nature of these arts, as well as her early abstract paintings were strongly influenced by Suprematism.

How Zaha Hadid was influenced by Malevich

Zaha Hadid was a very famous and influential architect, unique buildings such as Galaxy Soho in Beijing or Dancing Towers in Dubai are all designed by Hadid. She had contributed to the built environment through designing functional and innovative buildings through her entire life. She had been translating imagination into the reality. However, in my opinion, she is not only an architect but also an artist, her buildings could be described as her best artworks as well as she was inspired by artists such as Kazimir Malevich and Vladimir Tatlin therefore created her own paintings and design. One of Hadid's famous early painting is called the *Malevich's Tektonik*. This painting was Hadid's graduation project from AA school of Architecture, she titled it in the



honor of Malevich whose artwork inspired her. This painting represent a conceptual project of a hotel on Hungerford Bridge in London. When she was creating this piece, she was particularly influenced by Malevich's writing that stated '*we can only perceive space when we break free from the earth, when the point of support disappear*'.

Her early paintings were fundamental to her practice and she used them as a method to visualise her architectural ideas. One result of Hadid's interests in Malevich was to employ painting as a design tool. She found the conventional way of architectural drawing to be limiting and she was willing to find new means of representation. By studying Malevich, it allowed

Hadid to develop abstraction as an investigative principle. Her paintings proof that she

was a visionary, an artist who was willing to take risks and create new grounds.

This sculpture (at the left hand side) is named *Alpha* by Malevich and the picture (at



the right hand side) shows a building designed by Hadid in the USA. The structures appeared in the *Malevich's Tektonik* look almost identical to this sculpture. As well as, by looking at this

building, it can be easily seen how Hadid's work is strongly influenced by this sculpture and Malevich. Beyond what Suprematists accomplished on canvas, Hadid's intentions were in creating a functional structure. In this way, Zaha Hadid has brought the Suprematism art ideas into a new abstraction, dimension and scale.

Exploring how abstract painting was influenced by architecture.

I have been doing studies on abstract paintings and architectural elements. There are plenty of abstract paintings that can link to architecture. For instance, Rothko was commissioned to paint a series of murals for the fashionable Four Seasons restaurant in the Seagram Building in New York and he was also influenced by some interior architecture. Sean Scully took photography in derelict buildings and got inspiration from those scenes, therefore, he developed many series of paintings that reflect the geometry, light, culture, and architecture. Frank Stella's geometric canvas shapes can reflect structures, as well as his sculptures having very strong suggestions on the complex structures or architecture.

'Things are existing side by side that seem incongruous'

--- Abstract artist Sean Scully

Sean Scully is an abstract artist who has inspired me a lot. Many of his artworks display architectural forms, as well as deeply reflecting the culture and the existing world. Scully paints directly from his heart. He possesses the ability to convey emotion in his work.

The Wall of Light series

The '*Wall of light*' series artwork was displayed in Sean Scully's first major solo museum exhibition in New York. Wall of light reflected Scully's most important series at that period of time, and highlighted his mastery of light, colour, and range of emotional and narrative themes. He was inspired when he saw the ancient walls in Mexico and especially when he saw the patterns of the light and shadow on the stacked stones on that wall. He described it as a "culture of walls and light". This experience had a vital and decisive effect on Scully's work and led to the development of the *Wall of light* series.

It was his recollection of the spectacular light on the ancient walls in Mexico, which most influenced this new type of work. Constructed with rectangular brick-like forms that fit tightly together and are arranged in vertical and horizontal groupings.

In the early 1980s, Sean Scully reintroduced spaces, texture and colour, he applied and reflected these features by the multiple layers of paint on his work, as well as, adding

other expressive and meaningful elements. He began experimenting with structural and compositional concepts, which led him to break out of the normal two-dimensional picture planes, creating asymmetrical assemblages that take on a sculptural quality.

I really like this series of paintings as its form, composition, colour, structure and



inspiration are all very interesting, impressive, and influential. I think what this series is reflecting really attracts and interests me. For instance, when I look at these paintings in this series, and when I have done the research, I can imagine and feel the scenery which inspired Sean Scully. What also attracts me is that the way these paintings are displayed. Since these paintings have large scales, the relationship between the artwork and the exhibition space is

something to think about before the display in order to give the viewers the best feels and experience. This series does not only reflect the light and architecture, but deeply reflects the culture. The mark left on the paintings enriched the paintings. In my opinion, these kind of marks made these paintings not plain anymore, the paintings became more characteristic, structural and three dimensional, I can see its space, volume and shape.

Scully's inspiration


When Sean Scully was young, he was inspired by the painting in a local church, then, he decided to become a painter. After that, he was also inspired and influenced by artists such as Van Gogh and Rothko. He discovered their works, and switched from figurative works to abstraction.

Sean Scully got the inspiration from Rothko, hence, I think it is important to make a reference to Rothko and see how Rothko influenced Scully and to see if there are any similarities between Rothko and Scully. Rothko developed an approach to abstract painting in which rectangular forms of various colours are arranged into a vertical composition. From Rothko's paintings, I can see the visual connections to Scully's. In my opinion, what might have inspired Scully from Rothko's paintings is the simplicity. Not to produce things that are literal or realistic or complicated, but to be more abstract, to play with the colour and the geometry or the shape, or to try with the blocks of colour to make visual impact. This is an example of Rothko's work that I think it is related to Scully's painting. I can see the different ways they draw the edge of each colour block on their canvases, Scully have a clear border of each block, but



Rothko made it softer, more imprecise and each block of colour kind of seeps into and interacts with each other. This key difference for me reflects to the concepts in both artists work, with Rothko more inclined to explore spiritual structures compared to Scully's work with the physical.

Personally, I have also visited the Rothko room at the Tate Modern. When I entered the exhibition room, I found that the lighting was a bit dark which interacts with Rothko's huge paintings that these paintings' colours are maroon, dark red and black.



Viewing the paintings demanded my complete absorption and attention. My favourite painting in this display room is the one shown in this picture (at left hand side) that I am standing in front of. The reasons are, firstly, this painting with its large sale formed a unique relationship with the display space which allowed me to fully appreciate this painting and get into the deep meaning and abstraction. By

looking into this painting from a relatively far distance, it makes me feel like this painting reflects to windows but just as an impression from memories. Secondly, when closely look at this painting, I am impressed at Rothko's skills at dealing with the boundaries between colours. After the visit, I found out that Rothko was influenced by the interior of Michelangelo's Laurentian Library in Florence, with its blind windows and deliberately oppressive atmosphere, which for this series of huge paintings he wanted to make the viewers feel that they are trapped in a room where all the windows are bricked up. Surprisingly, this is how I felt when I looking at these paintings.

The presence of Sean Scully's art – The retained stripes

Almost all of Scully's works are characterised by the mark of the thick brushstrokes and textured surfaces, the stripes are also retained on his paintings, something he is renowned for. However, in his early works, before he broke the boundaries, he used tape to set precise boundaries for his stripes. But in the 1980s he abandoned this precision and allowed his brushstroke and signature to appear in the now-soft, lively edges of his coloured stripes. The surface simplicity of Scully's work allows enormous scope for interpretation but digging deeper – it is a mode of construction

What does Scully paint?

There are many common features in his works. For example, his paintings are all richly and fully painted, the arrangement of the different surfaces which are vertically and horizontally close-laid together (Sean Scully calls them bricks) suggests the construction of walls of stones. He paints in the tiny crevices between the bars to give an effect of luminosity. His abstract paintings are also based on the real world. His geometrical forms usually reference those spaces in where a majority of the world population now lives, such as its architecture, landscape, road, etc.

Geometric patterns and the Colour

From his paintings, I can see that he is really proficient in using geometric patterns and

colour. The arrangements of each painting are all the same, each laid row by row, which make them seem like a wall. His paintings are also in large scale, Sean Scully said that the scale of the canvas is really important to his creation of art. In the Wall of light series, I can see some of them have very dark colours such as black and red, in contrast, some of them have very light and pure colours, like light blue and white.

The use of geometry and colour can link to **Suprematism**.

Suprematism focuses on the basic geometric forms, such as circles, rectangles or lines, but when these basic patterns meet together, they form a movement. The suprematism drawings are painted in a limited range of colours but they give a strong virtual impact. In my opinion, there is definitely a connection between Scully's art and Supermatism. The composition and the comparison of the colour is very similar, furthermore, the use of geometric pattern is a very essential element for both Supermatism and Scully's art.

Linking back to my main theme, Sean Scully gave me the idea about how abstract paintings can represent a structure and how these paintings can potentially reflect culture, the light, the history or architecture. In addition, he led me into a further thinking about the relationship between us and our natural heritage.

Further question on Scully's work

Can Scully's abstraction relate to escaping the environment of decay and derelict buildings and hence be considered as an approach to a new sustainability and environment? In my opinion, the *Wall of light* series is neither the kind of work that represents everlasting structures nor the reflecting of the decay, it is something cultural or architectural, which was frozen at that moment and stored in Scully's mind which was eventually painted. Like, the stunning of that moment was captured in a certain form and forever remained on the paintings.

Experimenting in different media to create abstraction.

--- Frank Stella

Frank Stella is a painter and printmaker who is best known for his shaped canvases and use of geometric patterns, as well as his sculptural elements.

His early work such as the Black Painting, which Stella worked on for more than a year, were featured by some elements that can be described as, large, black, rhythm; these words represent the features of the Black Paintings, because these paintings are on large canvases covered with strips of black enamel paint that formed repetitive, rippling patterns. Then, he experimented with metallic paints, which led him to create the Aluminum series, and how he judged this series as his own words is '*Those were the most abstract paintings I was able to make, and I still prize them. They are without precedent*'. After this, the painting stripes became the hallmark of Frank Stella. His impersonal abstraction accelerated the emergence of minimalism, the Black Paintings especially, served as a catalyst.

What his work interests me the most is the *irregular polygons*. He worked and painted

on irregular shaped, asymmetric canvases. At that period of time, his notorious stripes had disappeared, instead of the painting stripes, he started experimenting with vast fields of colours on the shaped canvas. For instance, the painting that is runway-sized inspired by the shape of protractor, filled in with blocks of colour. Then, he gave birth to more complicated reliefs that were constructed rather than painted, and finally formed the wall-filling concoctions that were made by different media with the help of computers and industrial fabrications.


When talking about the sculptures that Frank Stella made, **Donald Judd** has also done something that is relevant. Judd combined the use of finished, industrialized materials such as iron, plastic and steel, in order to give his work an impersonal, factory aesthetic. When displayed in a visual way, the sculptures that Judd made, remind me of the paintings of Sean Scully.



Comparison between Stella and Scully

Both Sean Scully and Frank Stella do abstract work. There are also many similarities in their artwork, as well as some differences.

When only looking at their artwork from the view of composition or texture or colour,



the similarities and connections are obvious and can be easily seen. The work on left hand side is Stella's, the other one is by Scully. Obviously, by the texture and composition, they are very similar to each other. They both have such straight horizontal and vertical lines that form shapes that look quite like a door or windows, which make the unique composition. In addition, they both paint

large canvases, and they also created sculptures that break the traditional two dimensional works.

As we know, Scully and Stella are both famous for their painting stripes, but somehow, their ways to paint are different. From the images above it may not be easy to observe the difference, but from other Stella's artwork, such as the *Black Paintings*, the stripes made the painting look like chevrons hung on the wall; the stripes are tiny, thin and straight. But, Scully's is a bit different, he uses big brushes to paint. Each stroke leaves an obvious mark and each block of colour is richly painted.




Architectural elements

--- To construct

Looking at Scully or Stella's paintings, it can be seen that they both have geometric composition, which reflects the element of architecture. Some of Stella's paintings can also maybe match with or compare to Scully's paintings. Both of them not only paint, but also construct and build abstract sculptures.

In their sculptures, the architectural element can also be found. The materials that Stella used such as metal plates, and the structure of some of his sculptures also looks



like it is related to buildings or architecture. Seeing Frank Stella's sculptures reminds me of the idea of finding new structural possibilities, and some of his sculptures display the

architectural nature which also represents the movement which reminds me of constructivism. Furthermore, when I saw he used multiple materials, I started wondering if his is are reflecting on the possibility of what the future world will be like? In comparison, Scully's massive structures also reflect back to his paintings such as the *Wall of Light* series, the structure was made to show the architectural nature by constructing in the geometric space that refers to the elements in his paintings such as the light, culture and architecture.

In summary

Buildings will eventually fall and we will build up more sustainable and innovative structures to make us live in a better world. In my opinion, architecture and art cannot be separated, they interact and affect each other just as they always have been.

Abstract art has been influencing architecture in so many ways from a long time ago and also it still has significant impact now. In the early 20th Century, the idea and the desire to create structures that designed to form a better world was common and influential, this was reflected more by the art movements such as Constructivism or Futurism rather than applying the idea to a real architectural practice at that time. The idea of designing a better world through the ideas of structure, sustainability and environment could not always come into fruition, the abstraction became less represented as the movements got caught up in political struggles. However, nowadays, these ideas and beliefs still inspire us, like, Zaha Hadid was inspired by Malevich and I believe there are still more to explore on the previous art movements and their influence to our current built environment. We do not know what the future world would be like, but we can now try our best to make it better by breaking the traditional systems and exploring new structural possibilities so that we may live in a more sustainable world.