



Pearson

GCE A Level Advanced Art and Design

**Fine Art
Component 2**

LEO

Total Mark 50

	A01 Develop	A02 Explore and Select	A03 Record	A04 Realise
Mark	12	13	13	12
Performance Level	4	5	5	4
			Total out of 72	50

Theme: Freedom and/or Limitations

Title: 9FA0/02 Fine Art

The starting points in this paper may help you form ideas. You can follow them closely, use them as a source of information or produce your own individual response to the theme. Please read the whole paper as any section may provide you with inspiration.

Freedom and/or Limitations

My response to the theme:

The imagination of the future is to represent the freedom;

To break the conventional or traditional ways is to represent the freedom; I am free to do anything to create.

It is a freedom that I do whatever I want;

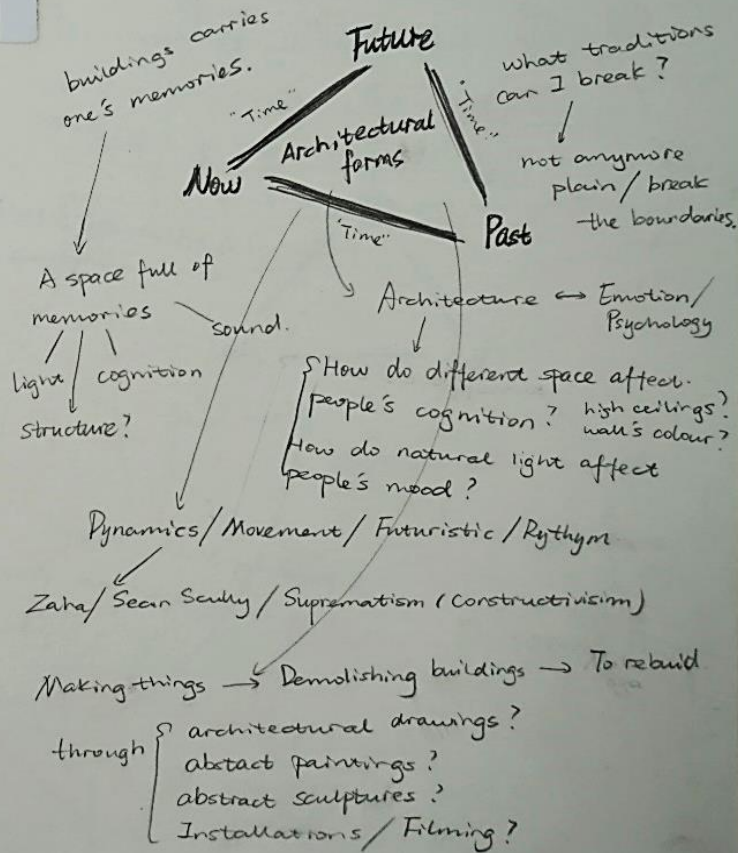
Things I create, it represent nothing but itself, totally abstract.

The traditional and common ways to do artwork is to draw something on a plain paper or canvas. But, I would like to create sculptures instead, or even attempt to make paintings not anymore plain.

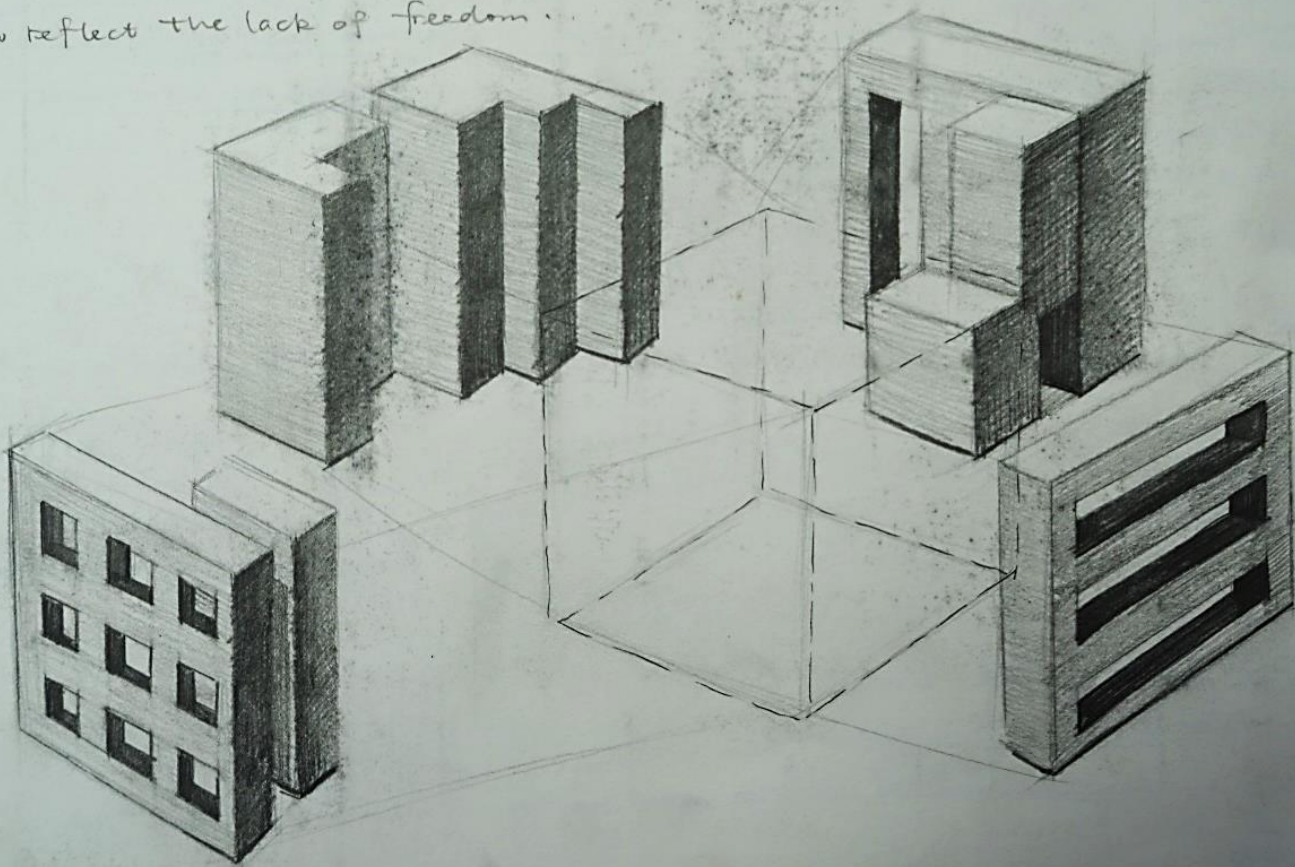
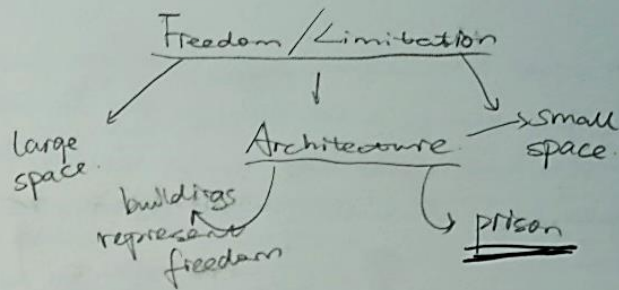
I may have limitations of sources or topics, but it doesn't matter how I use the limitation to do more stuff. I can freely use the limitations to create something new, something conceptual.


Concept / brain storm:


Represent the "Future, Now, Past" through abstract ideologies of architecture.





I'm thinking to make something that looks like it's unfinished and still constructing, but also look like something that used to lock something, perhaps like a prison or a cage or a wall, to reflect the lack of freedom.









This is a structure that under the construction.



Producing different pieces of artwork by using different skills and techniques, with inspirational forms such as suprematism.



My photography

This is a photo I took
of national Theatre.
I really like the material used
for this building,

and the feeling it
gives to me.
This is a lasting
building




Costa Rica,
the people
in my opinion,
journal.

照片



its age and history.



ollymillett和其他43位用户赞了

tommlodge Jenga in #sanjosé #architecture #brutalist
#costarica

共3条评论

2017年6月26日 · 查看详情

There are
many ancient
brutalist buildings
around the
barbican centre.

I like the contrast
of the old structure
against the green
plants and flowers.

The barbican Centre.



Looking into Architecture:


Inspiration:

San Jose Brutalism

This building is situated in Costa Rica, a brutalist building. Some people think it is very ugly. In my opinion, I think I find it inspirational.

I like its structure, the presence of the geometry forms and the raw brutal material which is the concrete.


I also like the appearance of the building, it reflects its age and history.







A series of paintings
were derived from my
sculpture.

• Acrylic on canvas



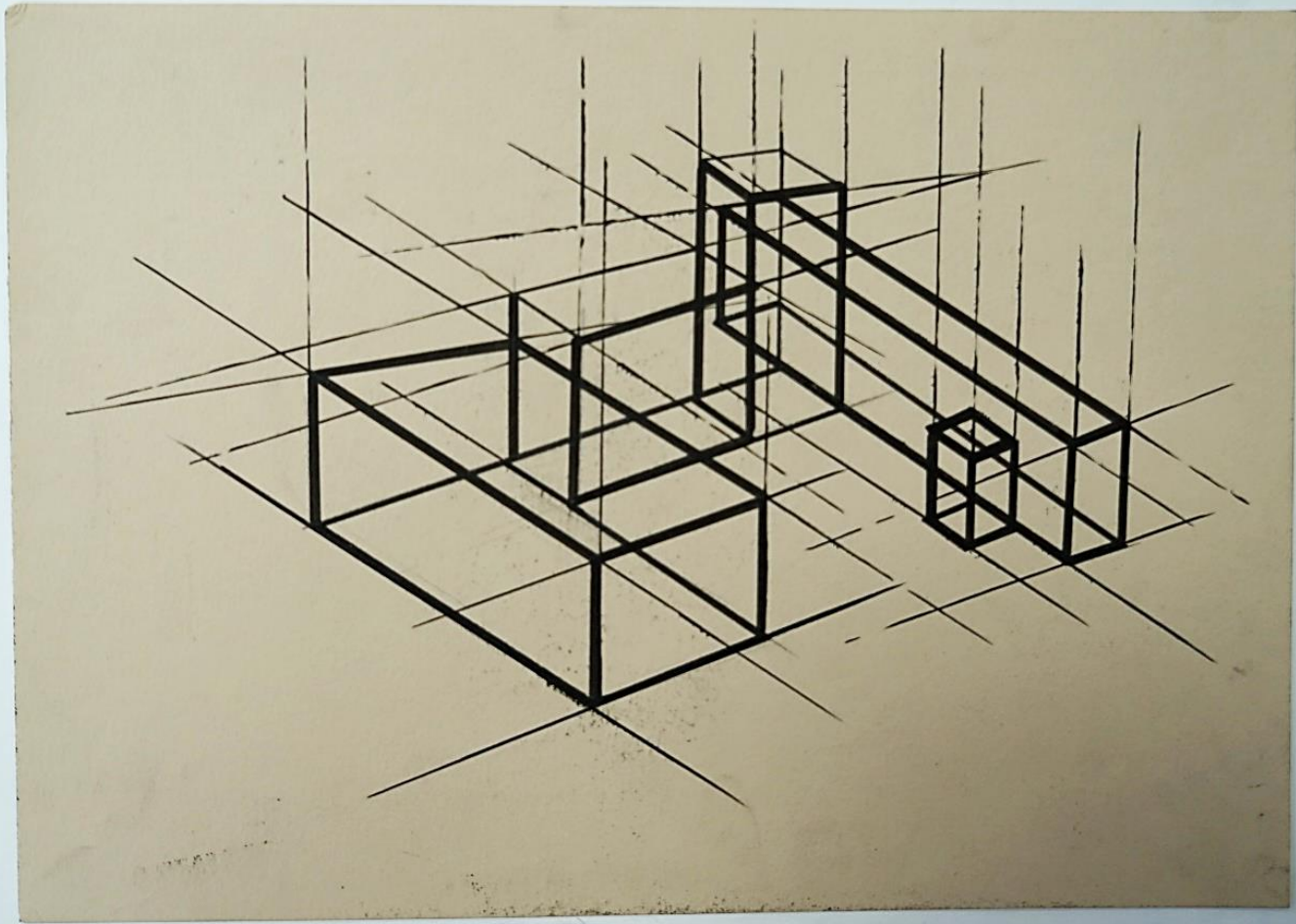


Each painting represents
a plan view of each
side of the sculpture.

After I finished
these three abstract
paintings, I started
thinking about to
construct them
together, to make


it back to three-dimensional,
to make a 3D canvas, to see how
these plan canvas can combine to become
a canvas sculpture.



This painting represents a 3D composition developed from the plan side of my sculpture.




Artist link / Inspiration



I've visited Tate Britain, and I was interested in an exhibition of an artist called Anthony Gormley, in this exhibition, his models and sculptures are displayed, as well as, drawings. I can see his approach on the relation to architecture and human body to the space. I'm really attracted.














It is also interesting
when seeing the
paintings individually.
The background
colour of the board
helps with the feeling,
which made the paint
more vivid and intricate.






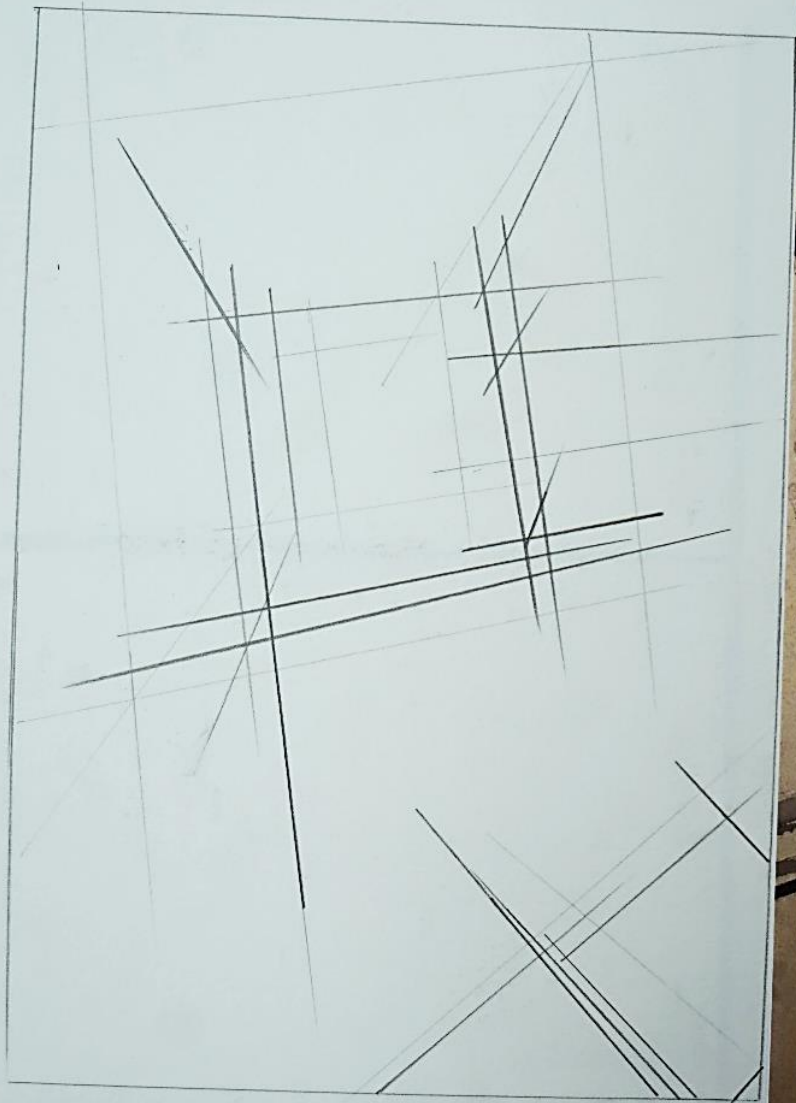


I used wires
to construct
my sketch
into a three-
dimensional
sculpture.










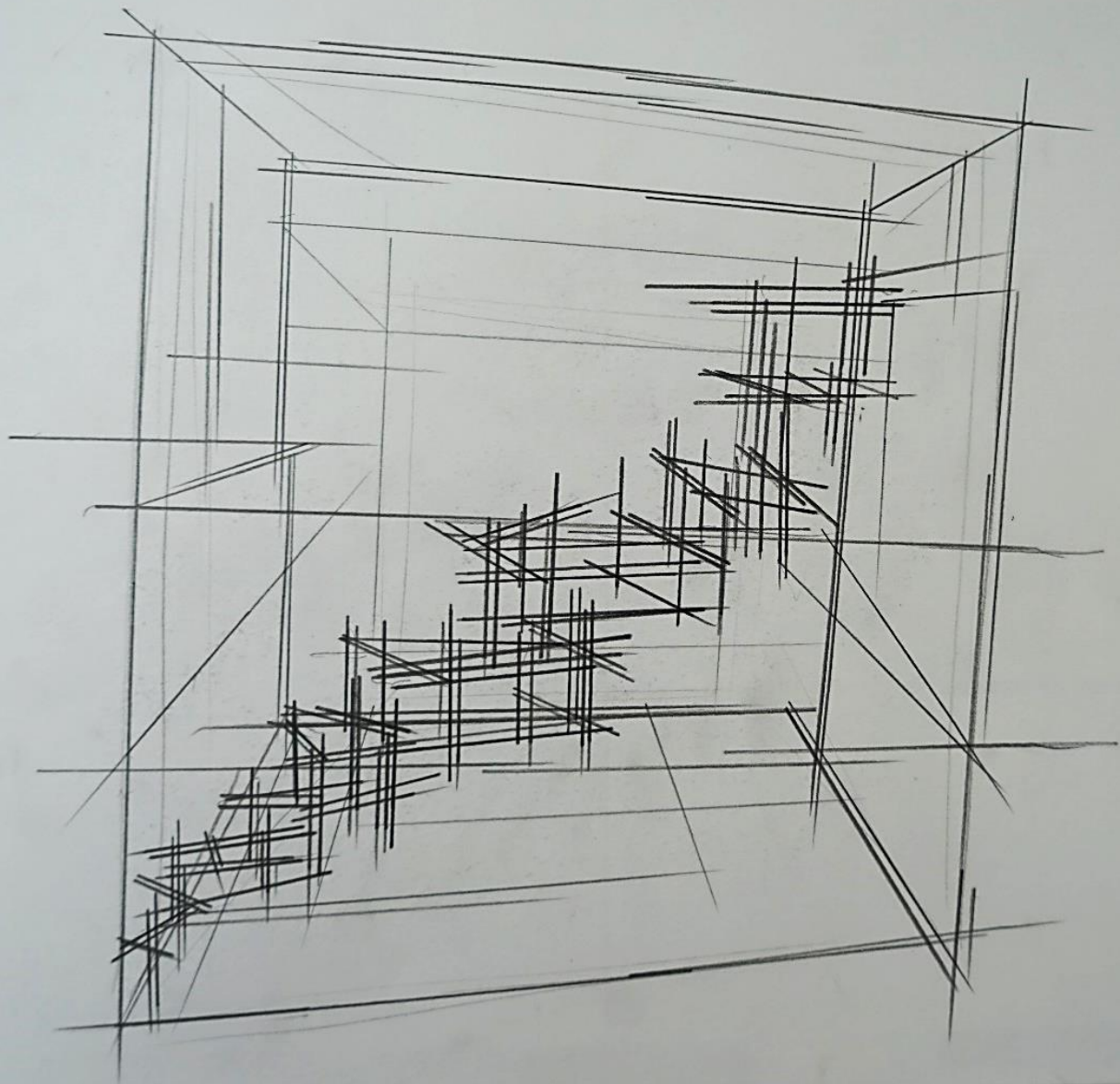
Photography

This is a conservatory in the Botanic Garden in Cambridge. I liked the structure of the roof, and captured it with my phone.





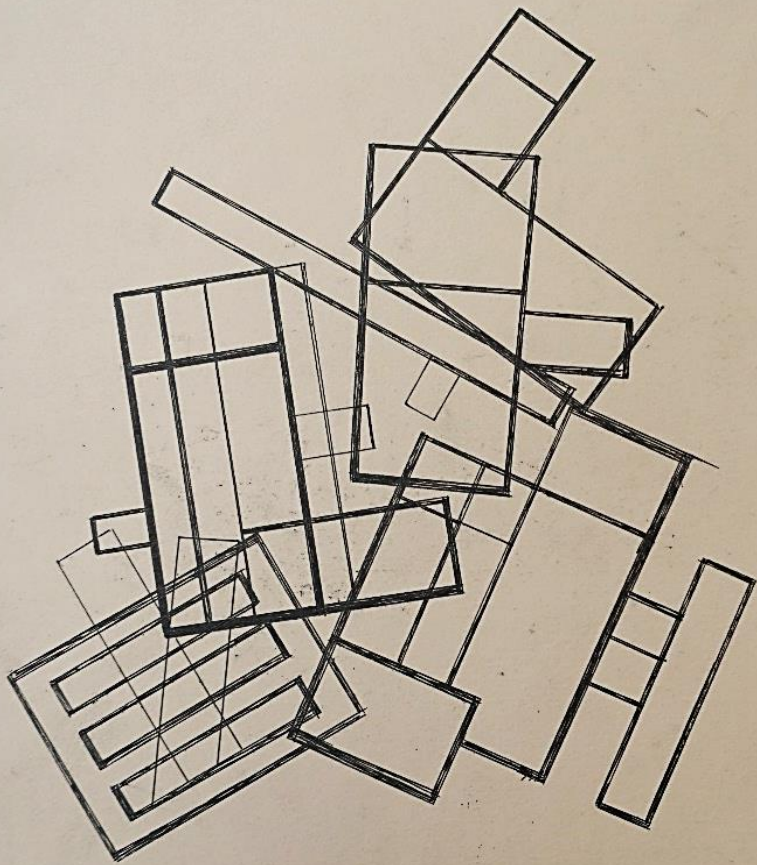
A sketch to show my cognition to the dimension. Developing 2D to a 3D composition. This sketch may become a real sculpture. Inspired by my photography work (in the early pages).



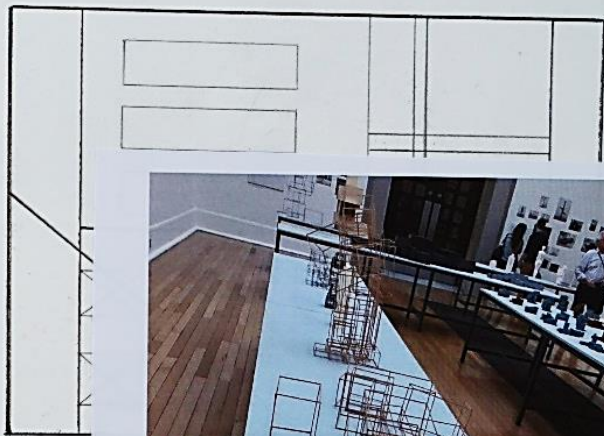


A sketch
to show my
cognition
to the dimension
Developing 2D
to a 3D composition
This sketch
may become a
real sculpture.
Inspired by
my photography
work (in the
early pages).






→ Combining all the patterns together
to form a new pattern.



Combining
colours on
a canvas
practices



A prison is built up at somewhere really far away or really high, -this is my opinion.

The things I will do is total based on my imagination and total abstract which represent the freedom of my mind.

Artist / Work link / Inspiration

There are many works and artists that represent the Freedom / Limitation through architectural form.

Prison → as an example or inspiration



The idea of constraint.



Push it to the limitation



Become free → Build up new things



Freedom combine with Limitation.

Therefore, I did a little practise which is the sculpture I made.

I would like to make "Prison" as an example to lead to my further development of the project.



Reg Butler

- Final Maquette for the Monument to the Unknown Political Prisoner

Ostensibly devised as a tribute to those who surrendered their liberty for the cause of human freedom.

Giormely's model's represents the human figure to the space with relation to architecture, and this can also link to the parametric.

My own thoughts / My concept

Architecture

Buildings were built for many functions, and with meaning. Buildings also carry people's memories. They last for a long time, just like the witness of the history. Each building

St Paul's Cathedral.



In Peropticon, prisoners are locked in their rooms which the layout is in a circle, and at the centre of the circle is where the guard is. Prisoners feel like they are watched all the time, even though they may not, but this limit what they wanna do, psychologically, and they have to behave themselves.



has its own story, but in general, they experience the same process.

Being built, Lasting,

and.

construction.

material limitation.

My fallen they are will be

one

"free", they will become.




Cambridge

Something new, conceptual, and futuristic.

Some buildings have special function and meaning.


Such as prisons, which are the places for restrain people, prisoners have such no freedom in prisons.

the project.



Reg Butler

- Final Maquette for the Monument to the Unknown Political Prisoner.




Panopticon


architecture, and this can also work as the panopticon.

Buildings were built for many f and with meaning. Buildings als memories. They last for a long time the witness of the history. Each b


St Paul's Cathedral.



has its own of general, they the same proc Being built, 2 Falling apart Becoming a r Buildings and have their own They will eventu down. But, once demolished, the rebuilt, and b "free", they will




↑ Lasting buildings / Contrast between old and new. ↓





My visit to Tate Modern

There is an exhibition called "between objects and architecture" at Tate Modern.



Photos I took:





In this exhibition, there are many artistic and interesting sculptures are displayed. Such as Donald Judd's artwork. What interests the most is that these sculptures were created by different materials, and by different techniques. They just look like objects but they actually have

architectural elements, especially, the structure, the composition, the massing, etc. and how it was displayed. The relationship between the space and the artwork, and the interaction with the viewers, is very delicate and interesting.


Antony Gormley

I was really inspired by Gormley's models. I'm attracted by his approach of using different materials to create works that relate to human body, space and architecture.



Bruce McLean

This series of photograph shows the action of Bruce McLean lying, sitting, moving on his sculptures. His sculptures were set in stone, which set the limitation, but it doesn't constrain how you wanna interact with it, it is your freedom to do whatever you like to do




My own thoughts


Architectural elements appear to many artworks, eg. sculptures, models, installations, exhibitions, etc.

In my project, I will focus on the experience or the experiment on different and a wild range of materials, To break the traditions, to create different artworks.

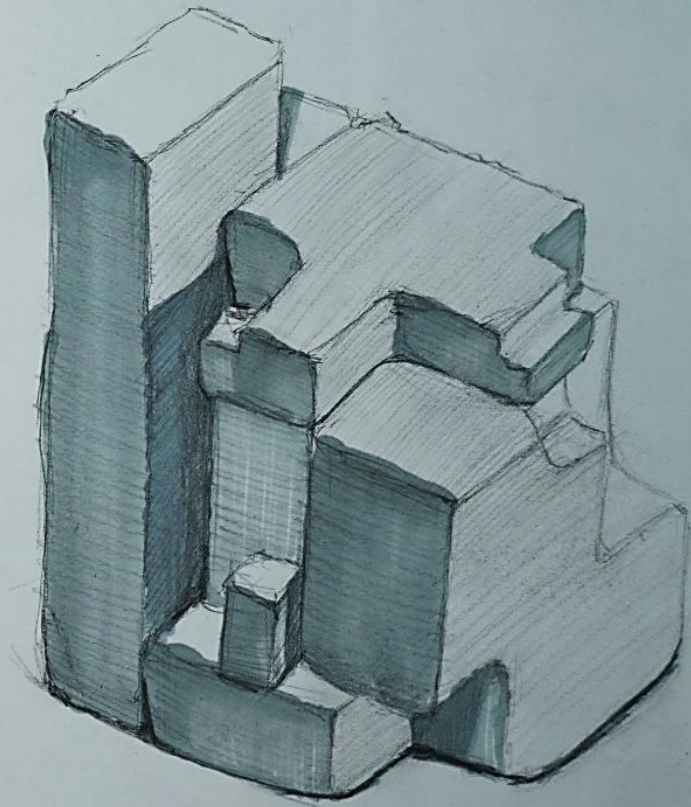

Things I will make, will represent the limitation or freedom. First, I took prison as an example to start my project with.


Then, get the idea of constraint, by creating artworks with different materials and think of a way how to display it. Next, push it to its own limitation, and the boundaries will be broken. Then, new things will be built up based on the broken thing. And Finally, Limitation will combine with the Freedom through architectural forms.










What I wanna
do here is to turn
these each plan
Shapes into 3D
Sculptures and
arrange them
into a display,
but first, I need
to do practice.












Three Cubes








I made a big cube with long wood sticks. When it is displayed, it has an obvious contrast with the background. It lost its feature of three-dimensional but looks like it is drawn.

In comparison, the two little cubes alongside make the scale of the big cube clear.

By the meaning, from the small cube to the big one can be seen as a journey of from limitation to the freedom. The two cubes can be seen as restrained when they are contained in the big cube.






When I built the big cube, it was unstable,
seems like it is going to fall apart.
That can be seen as I've pushed the
material to its limitation.





There are many
ways to display
this.


Finding an interesting composition


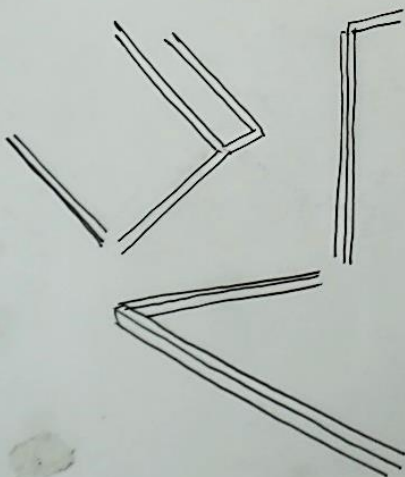
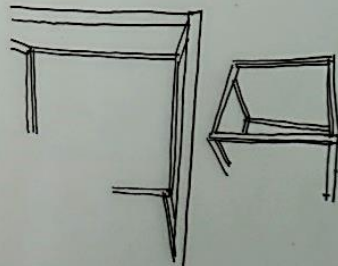
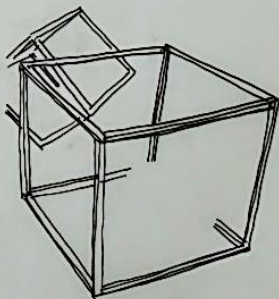
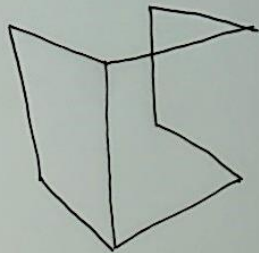
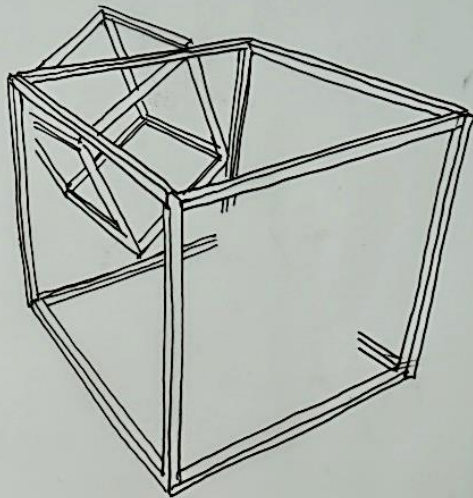
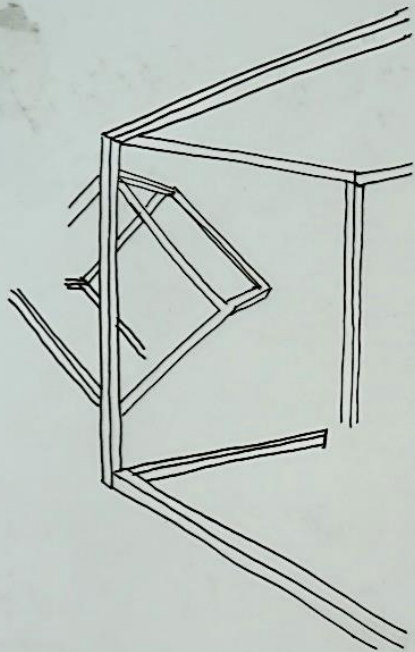
composition



explore the contrast of black and white.










Explore the negative and positive space.
The break of boundaries represent
the break of limitation


... and ... the
... of positive and
...
...
...
...
...





ambros
ambros





These three drawings (charcoal on paper) were derived from the shape of the cubes I made. After I scanned the cubes, they came out different images with the black dark background.

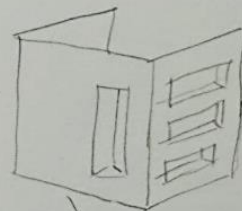
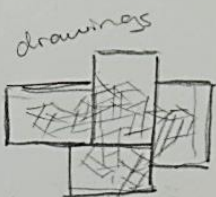
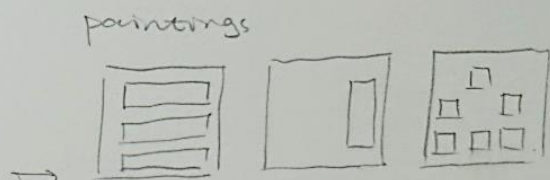
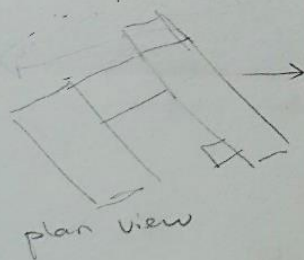
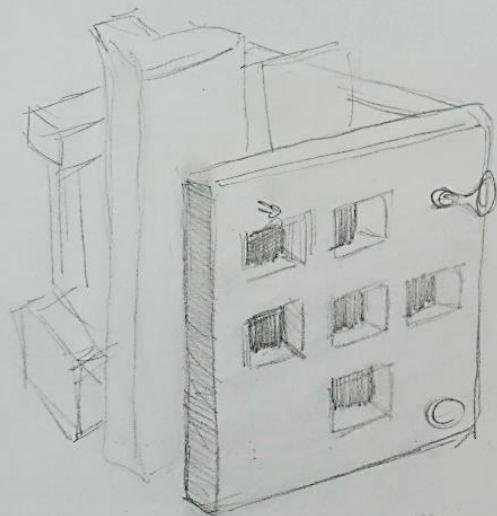
They may also be seen as, that the lines are connected with each other, interactive with each other, limit each other, restart each other.

From Limited space to a free space.....

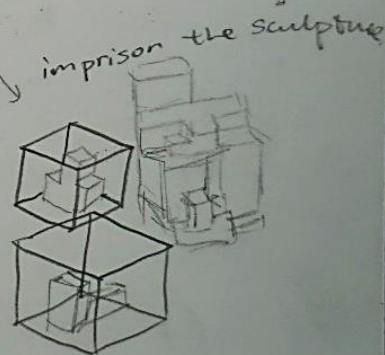
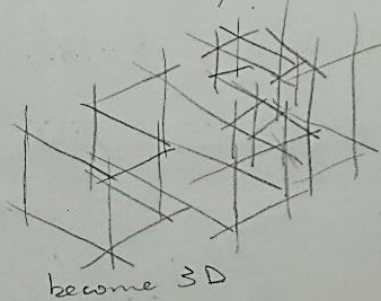
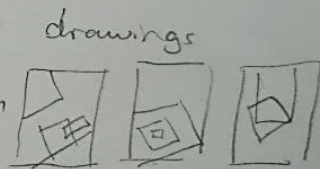
Break the boundaries. to become free....

Review my previous journey... Break the Limitation and become free.


These are the main things I have done for my previous work. All about translating 2D to 3D and from 3D back to 2D and again and again. They are also all about Limitation, prison, boundaries, cubes. They were all about the Limitation. Next, I'll be breaking the Limitation to become free.



become 3D



imprison the sculpture



Filming / Documentation / Recording.

- Breaking the boundaries

This is a film that recorded the destruction of the wire sculpture.

The wire sculpture represented the boundaries and potentially indicate a space with limited volume and area.

This a recording of me destroying this sculpture freely.

I did two paintings Show the sculpture and the destroyed pieces, (see page after). I used charcoal and pencil on paper.



Installation

- A scene of after the deconstruction.


The wood cube constrained the "bricks / the wall".

The wood cube seemed imprisoned the sculpture, and it limited the space.


This scene shows the aftermath of the "brick" fall down and break the wood.



Just like a building falling down




Charcoal / pencil / on paper



A3 size

Limitation elements become a prison.

↓
prison breaks (fall) → Rebuild.



Ideas:

The sculptures, the cubes, the lines, the boundaries, the shapes of the mdf boards, these are all represent the Limitation.

Limitation



Boundaries



Starting to break








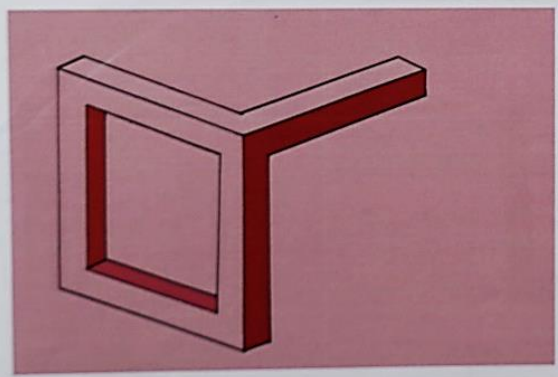

Being broken



Freedom




These elements can become very architectural, perhaps become a prison. Then by breaking the prison or walls to represent the break of dimension, the break of the cubes. Then new buildings or sculpture will represent the freedom






I selected 4 pieces which I like the most.

Then I re-draw them on paper, scanned, put on the computer I used photoshop to fill in the colour, also, to make them look perspective and dimensional, but they are still plan. I really like the simplicity and abstraction they become.



This is a sculpture I made by using PVC boards.
approx. 15cm · 15cm · 15cm

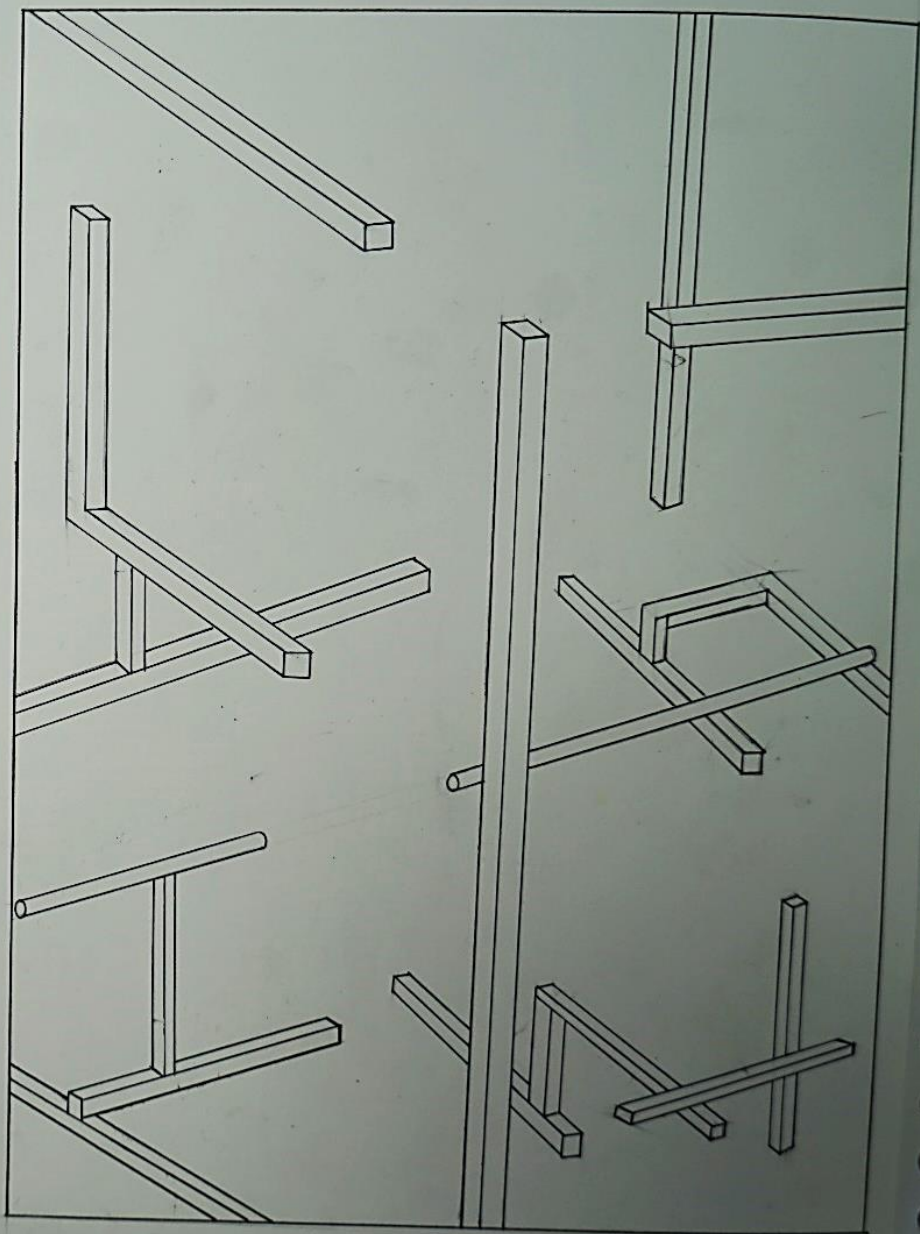
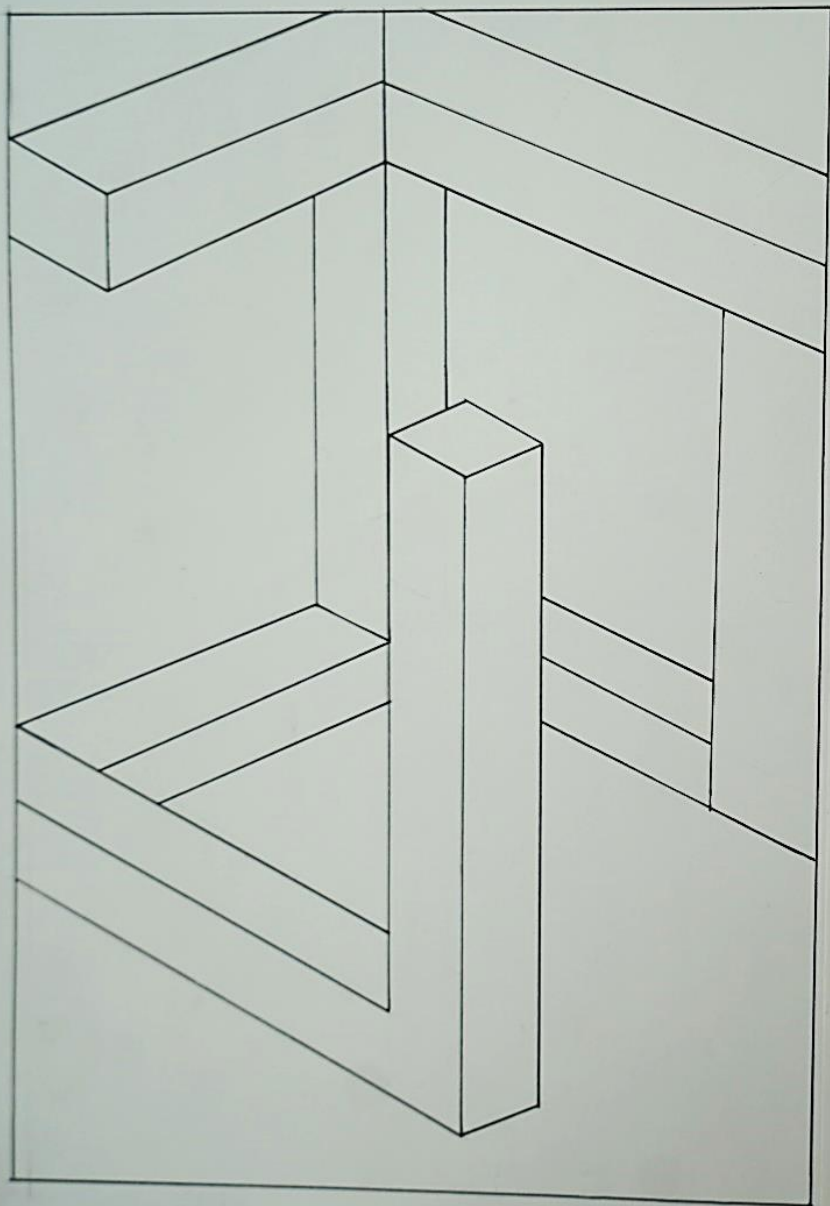




This sculpture was derived from the sketch I did in the early page. I used PVC board so that I can test the massing and volume. I'm very satisfied with this sculpture as its interesting composition and structure.




I was imagining what it will look like if this sculpture is built as a building in the real world.


This sculpture also means something. It can be seen as an artwork that represent "the boundaries are broken" and this is what I want to express as well.







Buildings in the city cannot last forever, they will be demolished or fallen down. Eventually, new buildings will be built up, and form a new, futuristic, and a brand innovative built environment. These photography work represent a new environment, an overlapped city, between ancient structures and contemporary ones. New buildings can represent the "dynamic" and it can be a symbol of freedom.



Creating a new built environment.

Buildings form a city, a sustainable, innovative, dynamic city, a free city.

Buildings will be built based on the remain of ancient, demolished structures. New structures can be also very conceptual, they may never be able to built in real world, but they can exist in a digital world or our mind.

There are many influential, unprecedented architects. that changed ways of our living, they have designed very outstanding buildings, and they can also be defined as artists.

Such as, Zaha Hadid, Mies van der Rohe, Le Corbusier, Rem Koolhaas, etc.

Design with Beauty


Build in Truth



CCTV headquarter
- Koolhaas.



Corbusier.






Corbusier

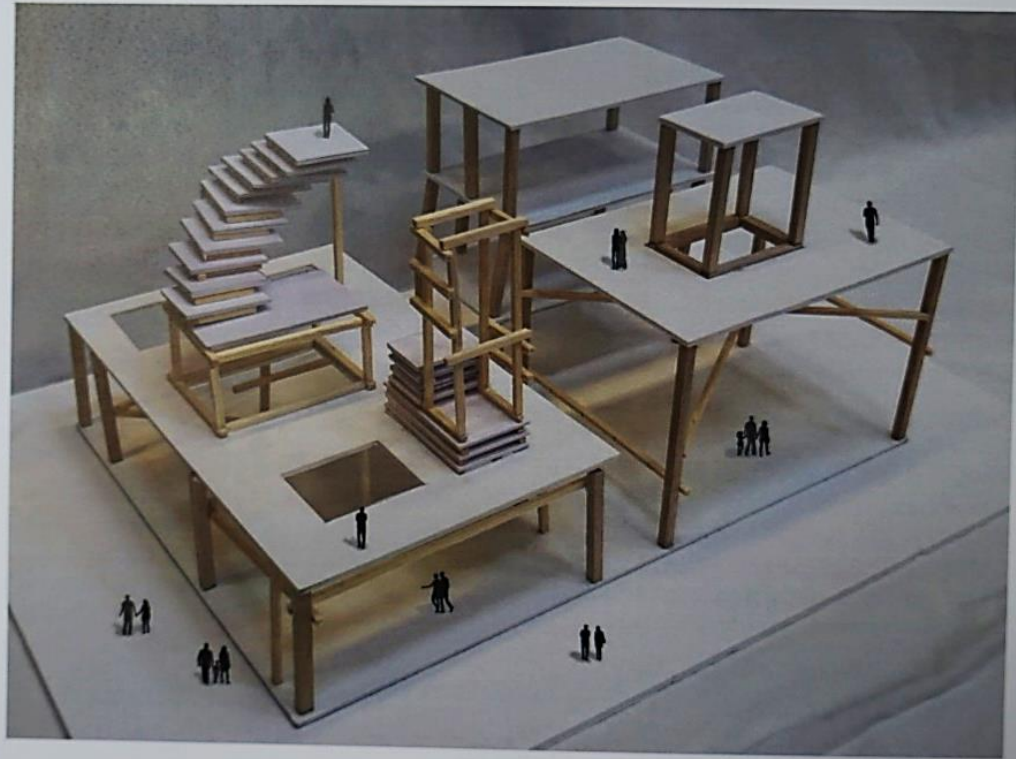


Zaha Hadid
painting


Making process:




Inspired by these architects, I made a model of a sculpture, this sculpture represent a building that may be built in the Future.





The shadow is surprisingly satisfied, the structure
can be seen clearly with a perspective.
It reminds me what the barbicorn look like
at the night,





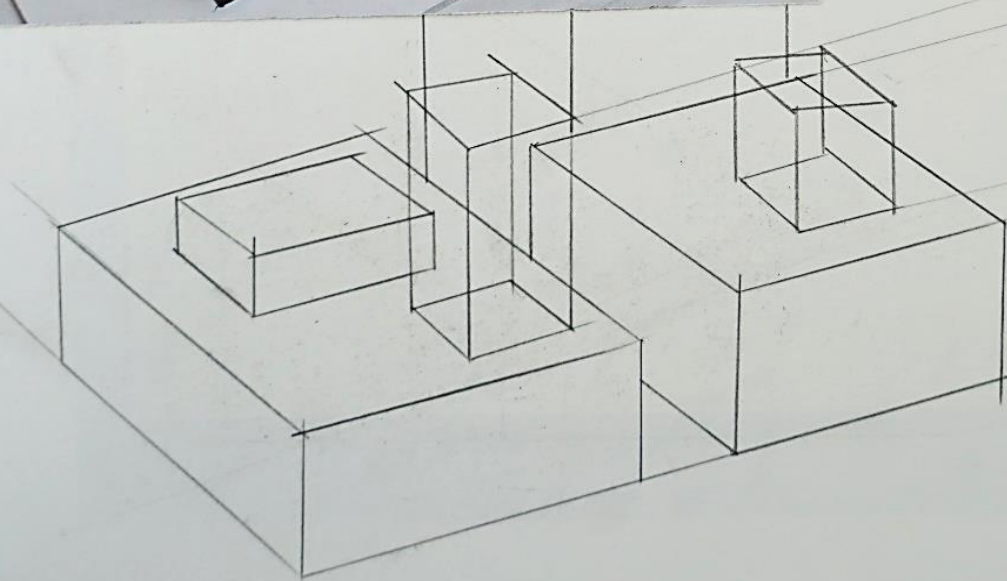
This is first attempt to find what may be constructed in the future, even though if it is very conceptual, My next step is to explore more, and to find as many possibilities as possible





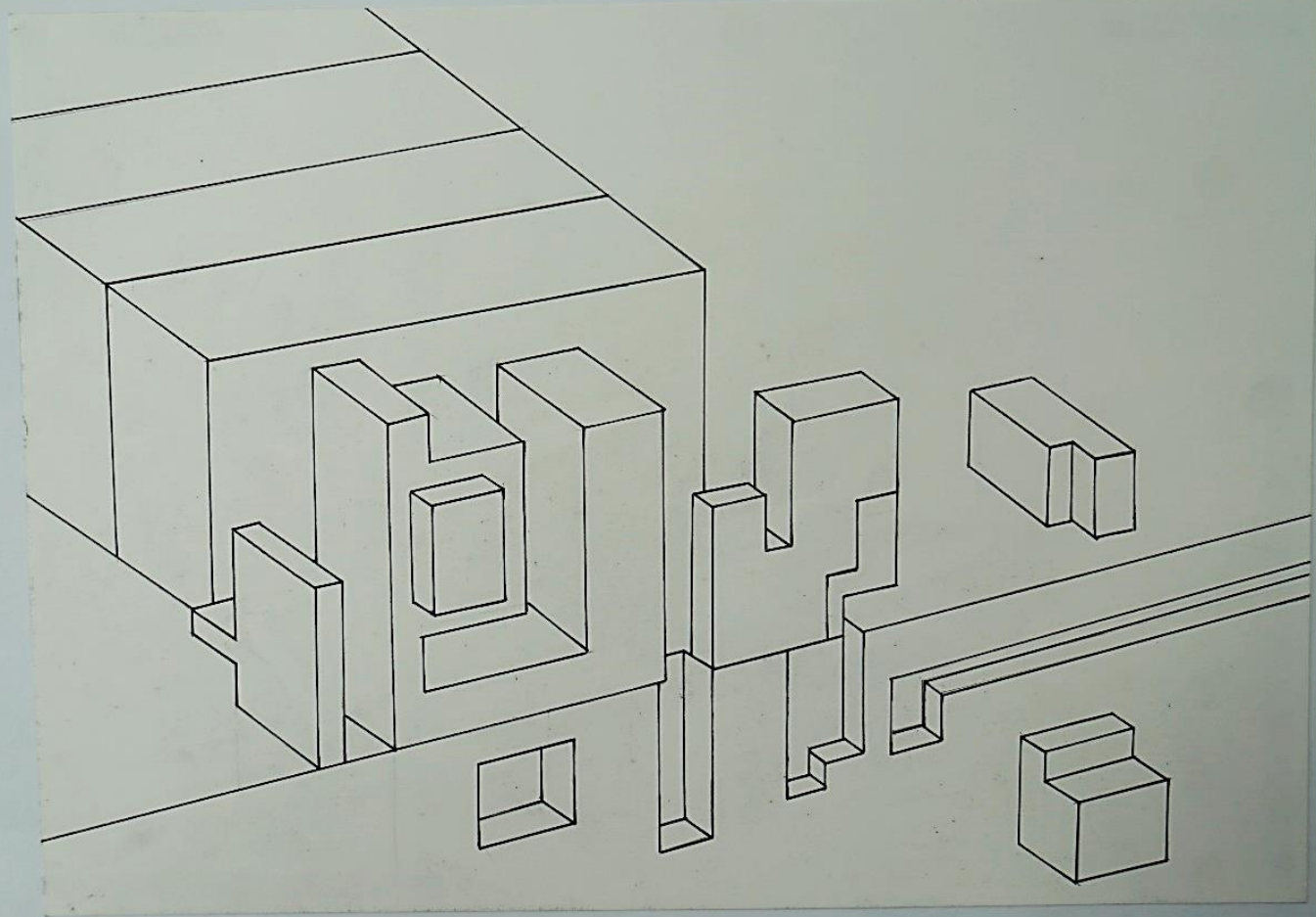
Even though, this structure is constructed by wood sticks, and it seems like a complex structure, but, it can also be seen as a combine of cubic forms.


This sketch shows a new form of the shape of this sculpture, and I believe this new form will lead to something new, possibly become a new structure or a building.




continue to
try the different elements
to combine them together,
see what comes out.

This scene
may become
a paradise
in the
future.









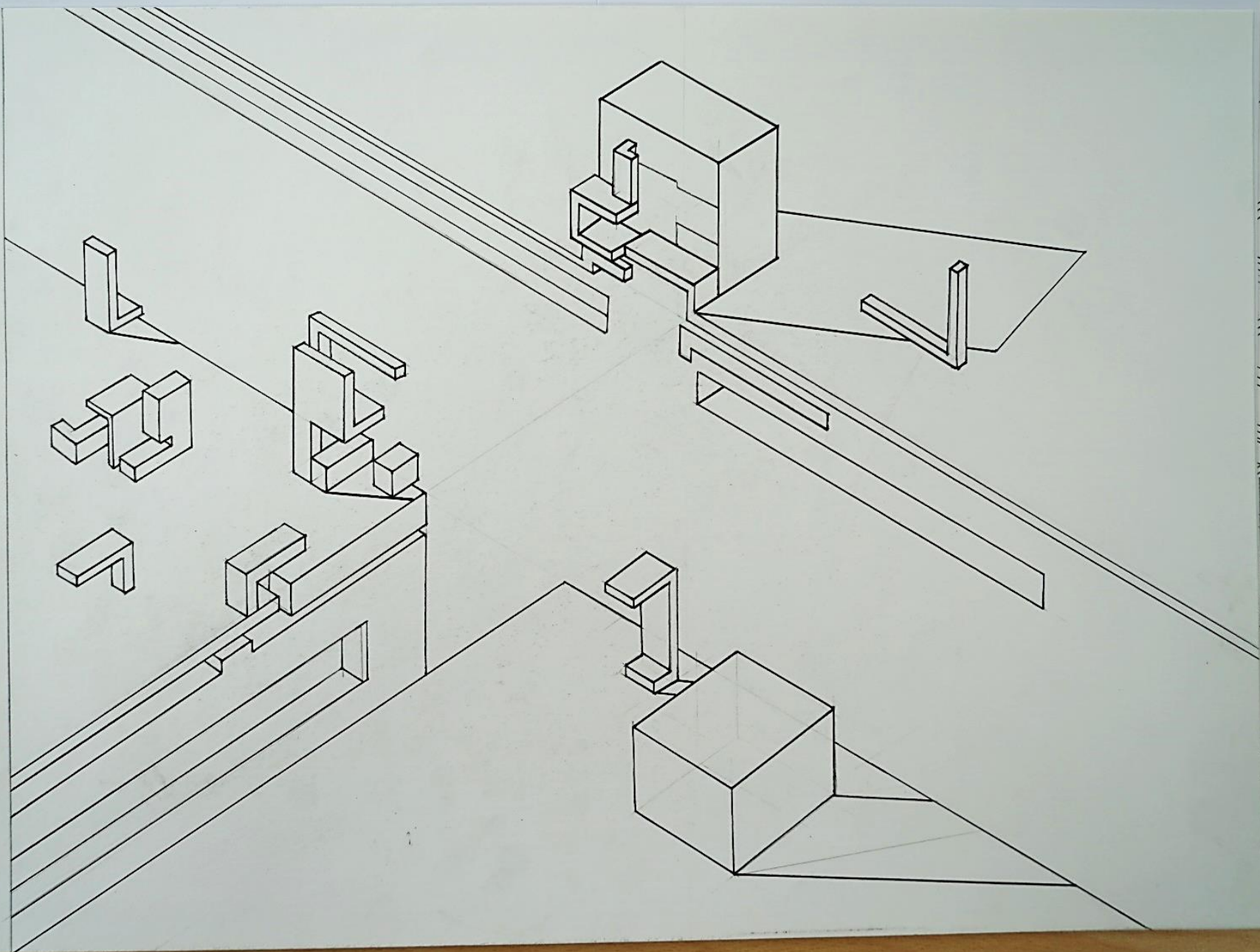
Different forms and structures can combine together in many different ways. They can also repeat with a rhythm.


The space can expand so that it may contain as many as it can, without any limitation.


- In the following pieces, I will be focusing on finding the possibilities of the future world will be existing without any rules or disciplines through architectural forms.

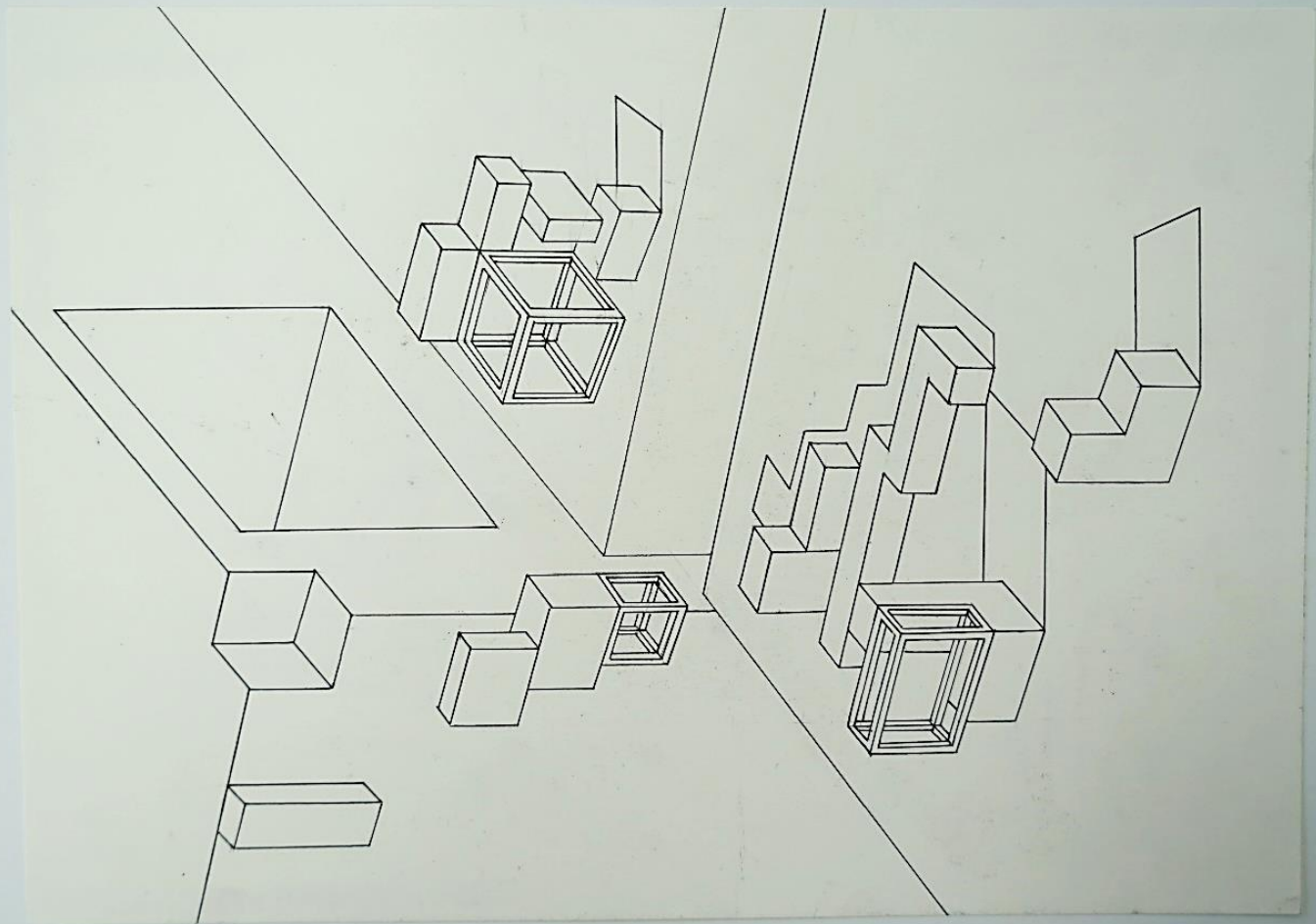



















put it on the
top of this
image.


photoshopped pieces
representing a world
without rules.





those people who have their own
viewpoints to the world or those
who have mental illness may
wish to move into this place.





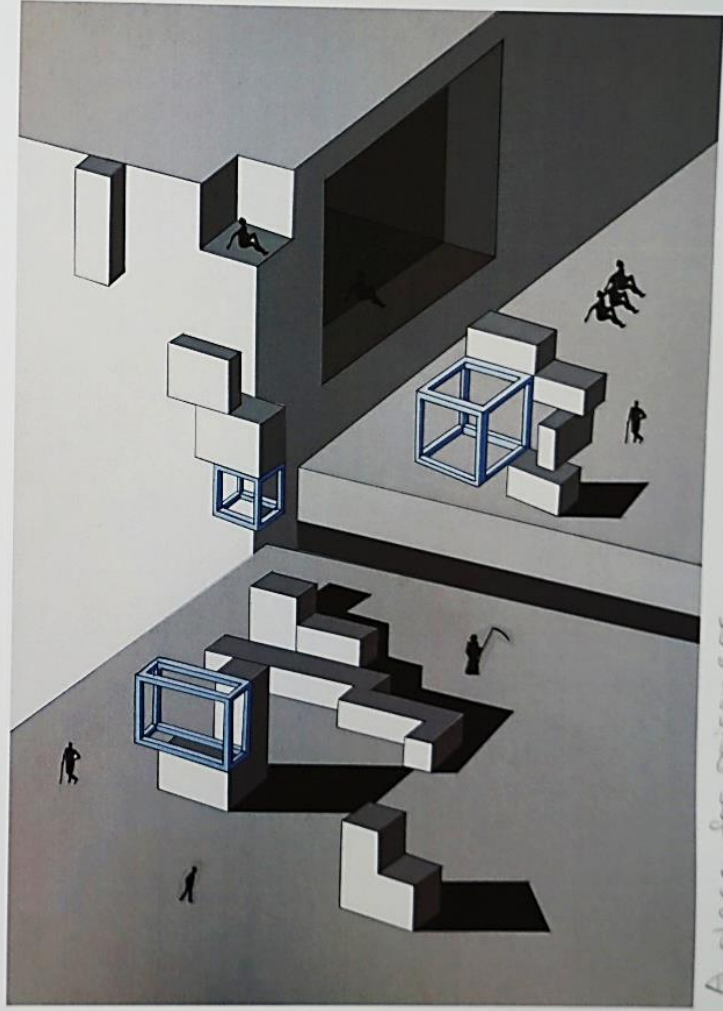
Entrance to the Future world.




Nobody cares if you're dead. You do whatever you want here.



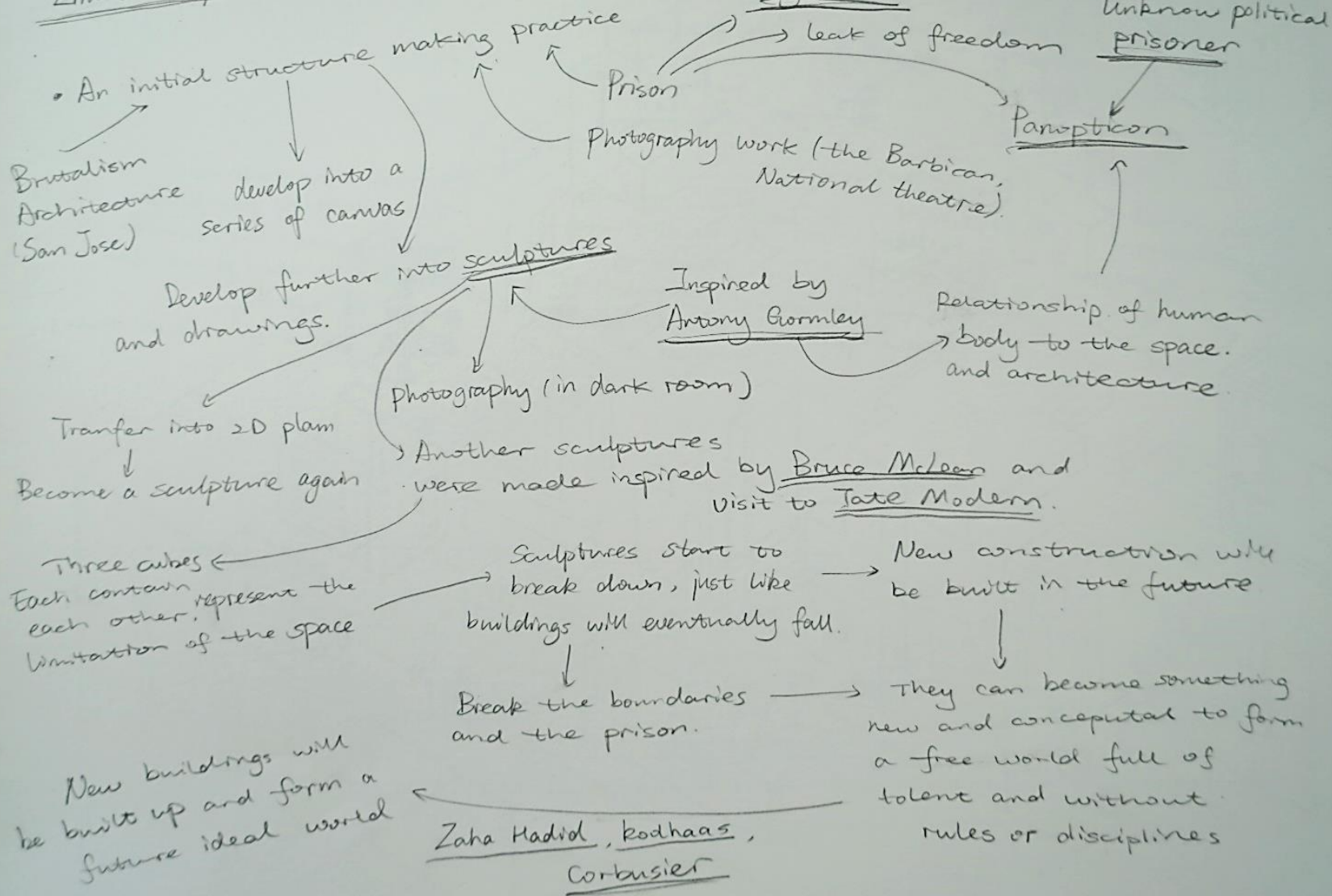
A place you call home.



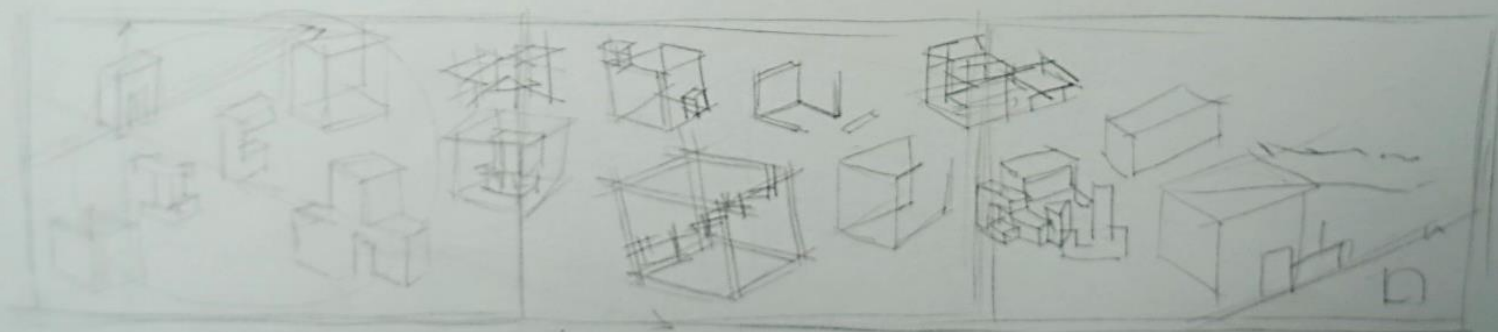
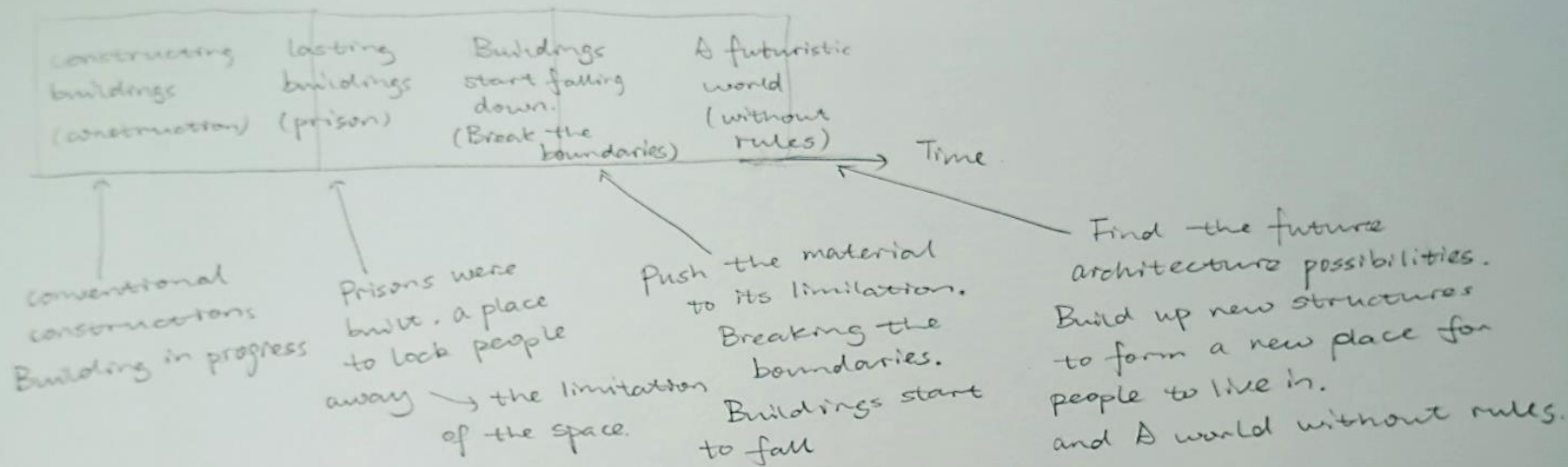
A place for prisoners.




Limitation / Freedom




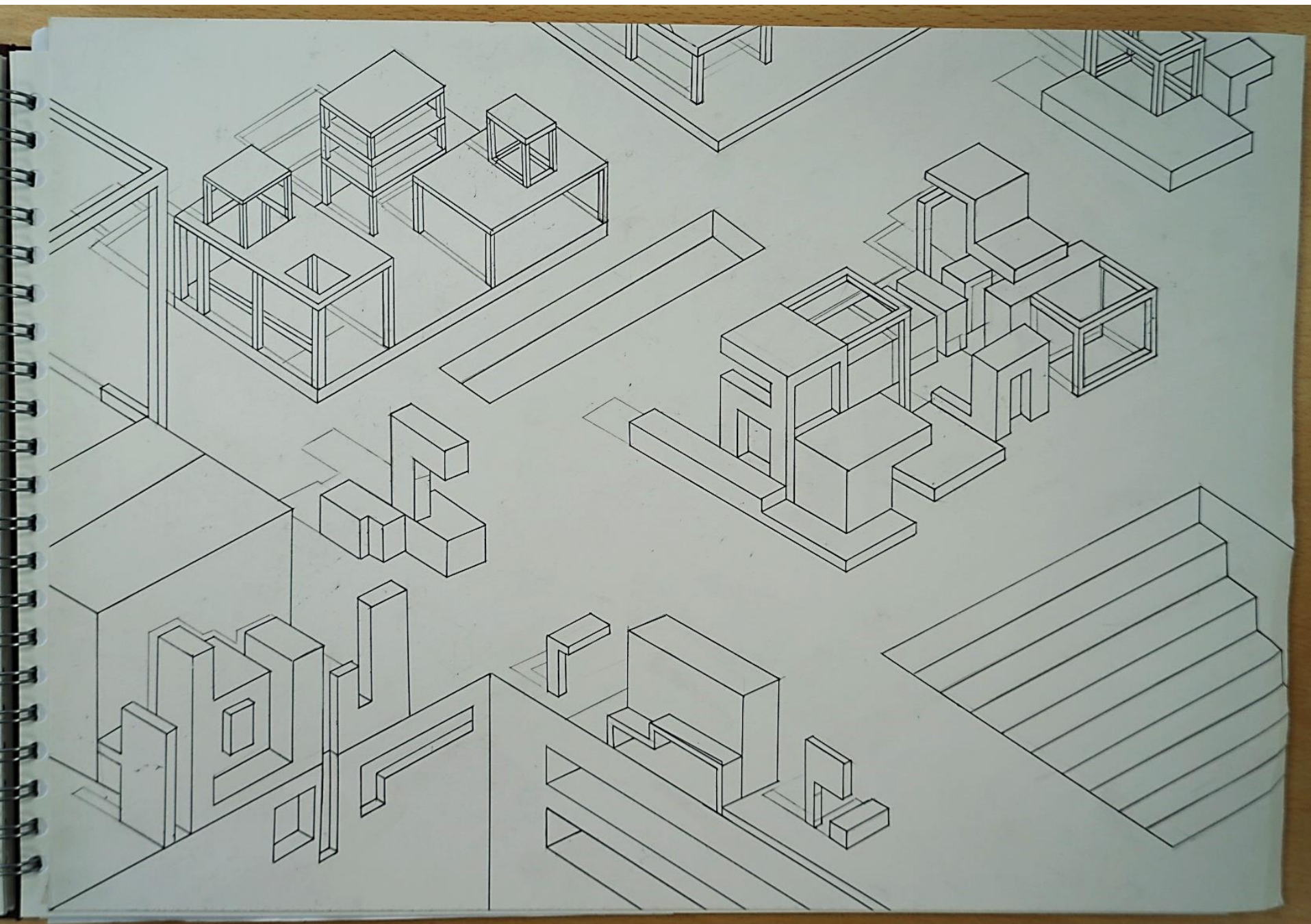
Planning the Final piece.




Smaller → getting larger

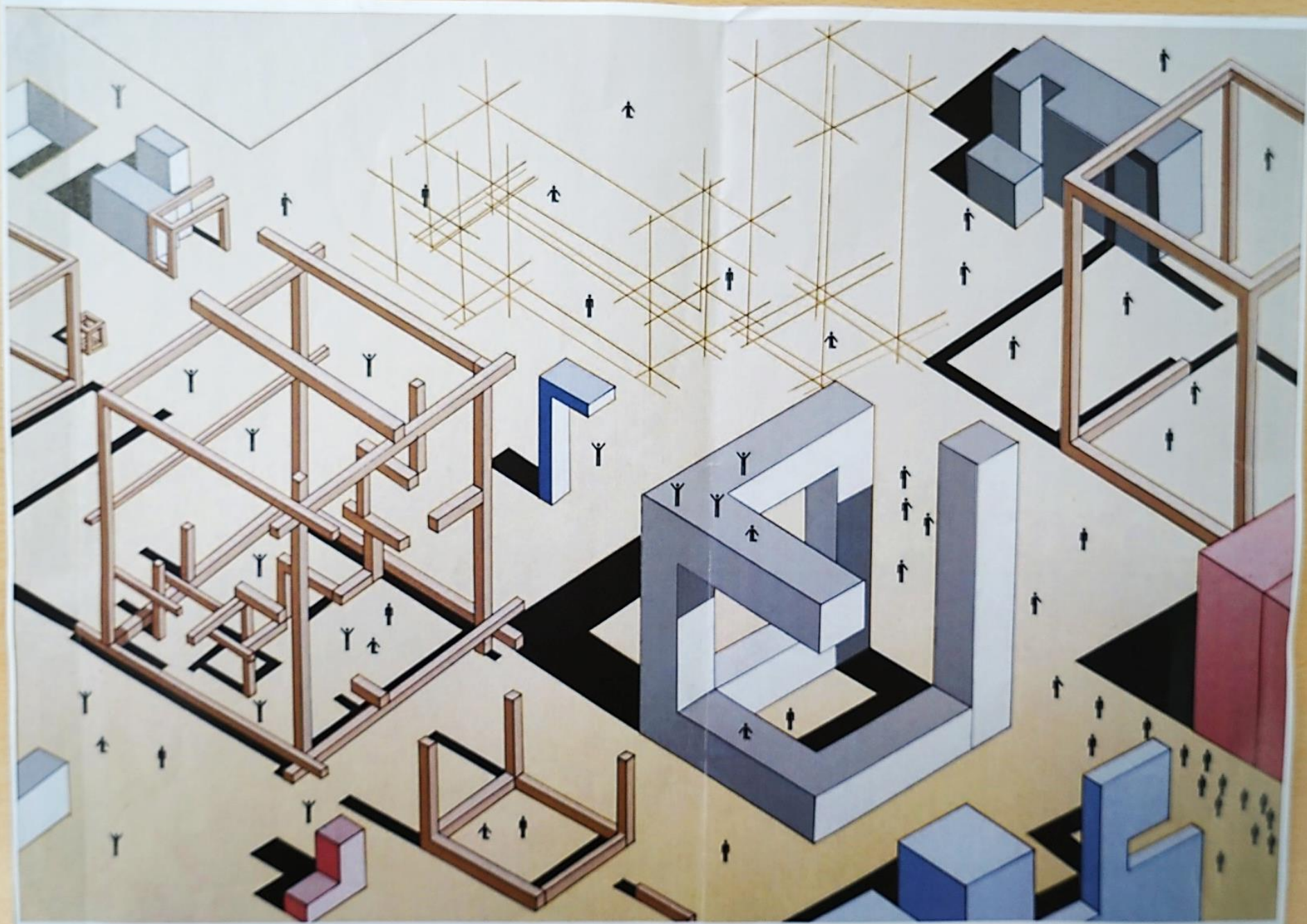




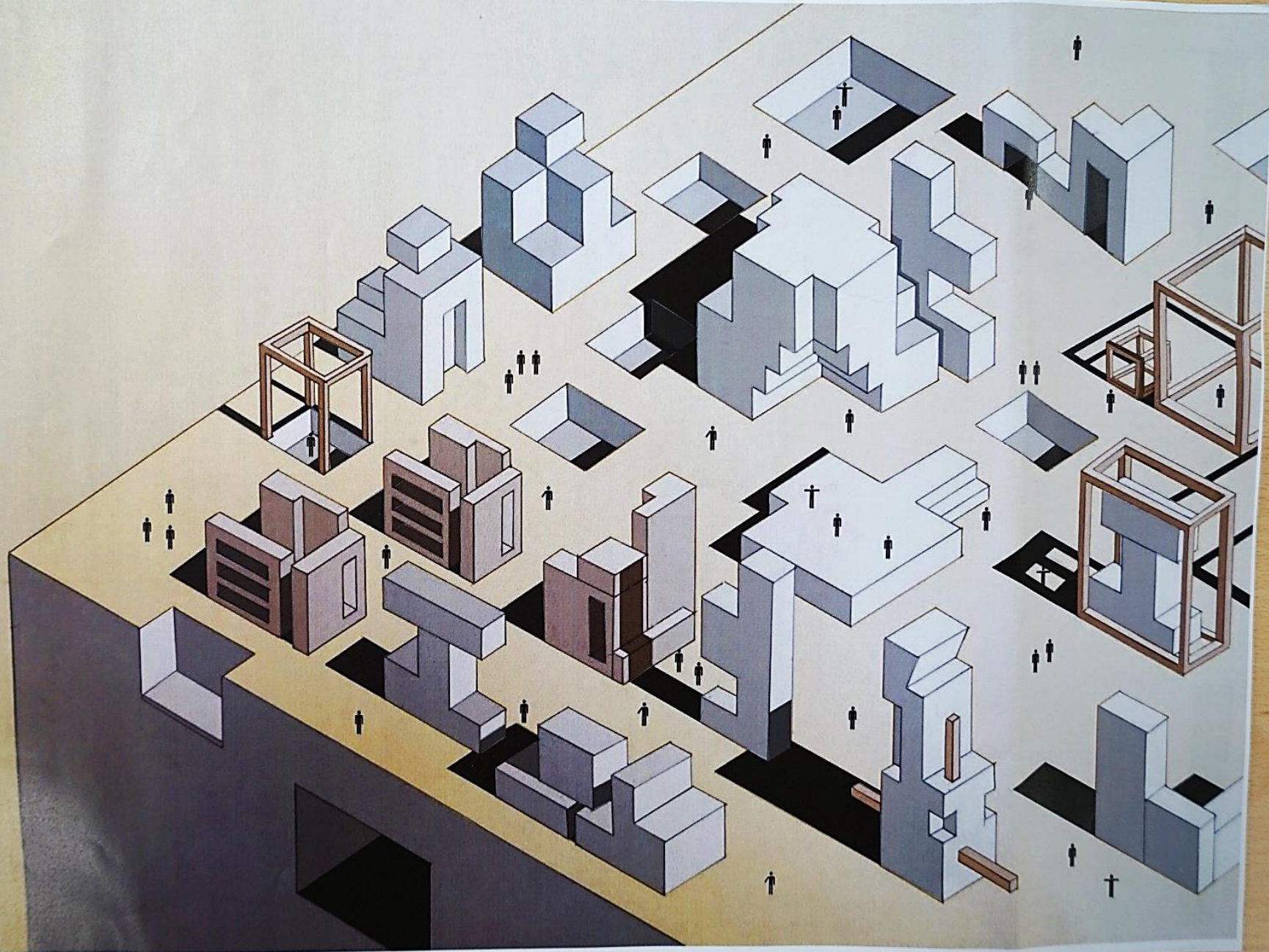























































GCE Art & Design Examination 2018
Component 2
LEO
Standard Mark
50

